

**UNITED STATES
SECURITIES AND EXCHANGE COMMISSION
WASHINGTON, D.C. 20549**

FORM 10-K

(Mark One)

ANNUAL REPORT PURSUANT TO SECTION 13 OR 15(d) OF THE SECURITIES EXCHANGE ACT OF 1934

For the fiscal year ended December 31, 2024

OR

TRANSITION REPORT PURSUANT TO SECTION 13 OR 15(d) OF THE SECURITIES EXCHANGE ACT OF 1934

For the transition period from _____ to _____

Commission file number 001-39529

BROADSTONE NET LEASE, INC.

(Exact name of registrant as specified in its charter)

Maryland
(State or other jurisdiction of
incorporation or organization)
207 High Point Drive Suite 300 Victor, New York
(Address of principal executive offices)

26-1516177
(I.R.S. Employer
Identification No.)

14564
(Zip Code)

(585) 287-6500

(Registrant's telephone number, including area code)

Securities registered pursuant to Section 12(b) of the Act:

Title of each class	Trading Symbol(s)	Name of each exchange on which registered
Common Stock, \$0.00025 par value	BNL	The New York Stock Exchange

Securities registered pursuant to Section 12(g) of the Act: Common Stock, par value \$0.00025 per share

Indicate by check mark if the registrant is a well-known seasoned issuer, as defined in Rule 405 of the Securities Act. Yes No

Indicate by check mark if the registrant is not required to file reports pursuant to Section 13 or Section 15(d) of the Act. Yes No

Indicate by check mark whether the registrant (1) has filed all reports required to be filed by Section 13 or 15(d) of the Securities Exchange Act of 1934 during the preceding 12 months (or for such shorter period that the registrant was required to file such reports), and (2) has been subject to such filing requirements for the past 90 days. Yes No

Indicate by check mark whether the registrant has submitted electronically every Interactive Data File required to be submitted pursuant to Rule 405 of Regulation S-T (§ 232.405 of this chapter) during the preceding 12 months (or for such shorter period that the registrant was required to submit such files). Yes No

Indicate by check mark whether the registrant is a large accelerated filer, an accelerated filer, a non-accelerated filer, a smaller reporting company, or an emerging growth company. See the definitions of "large accelerated filer," "accelerated filer," "smaller reporting company," and "emerging growth company" in Rule 12b-2 of the Exchange Act.

Large accelerated filer	<input checked="" type="checkbox"/>	Accelerated filer	<input type="checkbox"/>
Non-accelerated filer	<input type="checkbox"/>	Smaller reporting company	<input type="checkbox"/>
		Emerging growth company	<input type="checkbox"/>

If an emerging growth company, indicate by check mark if the registrant has elected not to use the extended transition period for complying with any new or revised financial accounting standards provided pursuant to Section 13(a) of the Exchange Act.

Indicate by check mark whether the registrant has filed a report on and attestation to its management's assessment of the effectiveness of its internal control over financial reporting under Section 404(b) of the Sarbanes-Oxley Act (15 U.S.C. 7262(b)) by the registered public accounting firm that prepared or issued its audit report.

If securities are registered pursuant to Section 12(b) of the Act, indicate by check mark whether the financial statements of the registrant included in the filing reflect the correction of an error to previously issued financial statements. Yes No

Indicate by check mark whether any of those error corrections are restatements that required a recovery analysis of incentive-based compensation received by any of the registrant's executive officers during the relevant recovery period pursuant to § 240.10D-1(b). Yes No

Indicate by check mark whether the registrant is a shell company (as defined in Rule 12b-2 of the Act). Yes No

As of June 30, 2024 (the last business day of the registrant's most recently completed second fiscal quarter), the aggregate market value of the registrant's shares of common stock, \$0.00025 par value, held by non-affiliates of the registrant, was \$3.0 billion based on the last reported sale price of \$15.87 per share on the New York Stock Exchange on June 30, 2024. There were 188,798,660 shares of the Registrant's common stock, \$0.00025 par value per share outstanding as of February 14, 2025.

Documents Incorporated by Reference

Part III, Items 10, 11, 12, 13, and 14 of this annual report incorporate by reference certain specific portions of Broadstone Net Lease, Inc.'s definitive proxy statement for its 2023 Annual Meeting of Stockholders, which will be filed with the Securities and Exchange Commission no later than 120 days after the end of the registrant's fiscal year. Only those portions of the proxy statement that are specifically incorporated by reference herein shall constitute a part of this Annual Report on Form 10-K.

BROADSTONE NET LEASE, INC.
TABLE OF CONTENTS

	<u>Page</u>
<u>Cautionary Note Regarding Forward-Looking Statements</u>	3
PART I	
Item 1. <u>Business</u>	4
Item 1A. <u>Risk Factors</u>	18
Item 1B. <u>Unresolved Staff Comments</u>	38
Item 1C. <u>Cybersecurity</u>	38
Item 2. <u>Properties</u>	39
Item 3. <u>Legal Proceedings</u>	39
Item 4. <u>Mine Safety Disclosures</u>	39
PART II	
Item 5. <u>Market for Registrant’s Common Equity, Related Stockholder Matters and Issuer of Purchases of Equity Securities</u>	40
Item 6. <u>Selected Financial Data</u>	41
Item 7. <u>Management’s Discussion and Analysis of Financial Condition and Results of Operations</u>	42
Item 7A. <u>Quantitative and Qualitative Disclosures About Market Risk</u>	60
Item 8. <u>Financial Statements and Supplementary Data</u>	61
Item 9. <u>Changes in and Disagreements with Accountants on Accounting and Financial Disclosure</u>	96
Item 9A. <u>Controls and Procedures</u>	96
Item 9B. <u>Other Information</u>	98
Item 9C. <u>Disclosure Regarding Foreign Jurisdictions That Prevent Inspections</u>	98
PART III	
Item 10. <u>Directors, Executive Officers and Corporate Governance</u>	99
Item 11. <u>Executive Compensation</u>	99
Item 12. <u>Security Ownership of Certain Beneficial Owners and Management and Related Stockholder Matters</u>	99
Item 13. <u>Certain Relationships and Related Transactions, and Director Independence</u>	99
Item 14. <u>Principal Accountant Fees and Services</u>	99
PART IV	
Item 15. <u>Exhibits and Financial Statement Schedules</u>	100
Item 16. <u>Form 10-K Summary</u>	100

Cautionary Note Regarding Forward-Looking Statements

This Annual Report on Form 10-K contains forward-looking statements, which reflect our current views regarding our business, financial performance, growth prospects and strategies, market opportunities, and market trends, that are intended to be made pursuant to the safe harbor provisions of Section 27A of the Securities Act of 1933, as amended (the “Securities Act”) and Section 21E of the Securities Exchange Act of 1934, as amended (the “Exchange Act”). Forward-looking statements include all statements that are not historical facts. In some cases, you can identify these forward-looking statements by the use of words such as “outlook,” “believes,” “expects,” “potential,” “continues,” “may,” “will,” “should,” “could,” “seeks,” “approximately,” “projects,” “predicts,” “intends,” “plans,” “estimates,” “anticipates,” or the negative version of these words or other comparable words. All of the forward-looking statements included in this Annual Report on Form 10-K are subject to various risks and uncertainties. Assumptions relating to the foregoing involve judgments with respect to, among other things, future economic, competitive and market conditions, and future business decisions, all of which are difficult or impossible to predict accurately and many of which are beyond our control. Although we believe that the expectations reflected in such forward-looking statements are based on reasonable assumptions, our actual results, performance, and achievements could differ materially from those expressed in or by the forward-looking statements and may be affected by a variety of risks and other factors. Accordingly, there are or will be important factors that could cause actual outcomes or results to differ materially from such forward-looking statements.

Important factors that could cause results to differ materially from the forward-looking statements are described in Item 1. “Business,” Item 1A. “Risk Factors,” and Item 7. “Management’s Discussion and Analysis of Financial Condition and Results of Operations” in this Annual Report on Form 10-K. The “Risk Factors” section should not be construed as exhaustive and should be read in conjunction with other cautionary statements included elsewhere in this Annual Report on Form 10-K.

You are cautioned not to place undue reliance on any forward-looking statements included in this Annual Report on Form 10-K. All forward-looking statements are made as of the date of this Annual Report on Form 10-K and the risk that actual results, performance, and achievements will differ materially from the expectations expressed in or referenced by this Annual Report on Form 10-K will increase with the passage of time. We undertake no obligation to publicly update or review any forward-looking statement, whether as a result of new information, future developments, or otherwise, except as required by law.

Regulation FD Disclosures

We use any of the following to comply with our disclosure obligations under Regulation FD: U.S. Securities and Exchange Commission (“SEC”) filings, press releases, public conference calls, or our website. We routinely post important information on our website at www.broadstone.com, including information that may be deemed material. We encourage our shareholders and others interested in our company to monitor these distribution channels for material disclosures. Our website address is included in this Annual Report on Form 10-K as a textual reference only and the information on the website is not incorporated by reference in this Annual Report on Form 10-K.

Explanatory Note and Certain Defined Terms

Except where the context suggests otherwise, as used in this Annual Report on Form 10-K, the terms “BNL,” “we,” “us,” “our,” and “our company” refer to Broadstone Net Lease, Inc., a Maryland corporation incorporated on October 18, 2007, and, as required by context, Broadstone Net Lease, LLC, a New York limited liability company, which we refer to as the or our “OP,” and to their respective subsidiaries. The membership units not owned by our company are referred to as “OP Units” and are recorded as non-controlling interests in the Consolidated Financial Statements.

Unless the context otherwise requires, the following terms and phrases are used throughout this Annual Report on Form 10-K as described below:

- “annualized base rent” or “ABR” means the annualized contractual cash rent due for the last month of the reporting period, excluding the impacts of short-term rent deferrals, abatements, or free rent, and adjusted to remove rent from properties sold during the month and to include a full month of contractual cash rent for investments made during the month;
- “investments” or amounts “invested” include real estate investments in new property acquisitions, revenue generating capital expenditures, whereby we agree to fund certain expenditures in exchange for increased rents that often include rent escalations and terms consistent with that of the underlying lease, build-to-suit developments, and transitional capital, which represent shorter term investments and currently includes a preferred equity investment, and exclude capitalized costs;
- “cash capitalization rate” represents either (1) for acquisitions and new build-to-suit developments, the estimated first year cash yield to be generated on a real estate investment, which was estimated at the time of investment based on the contractually specified cash base rent for the first full year after the date of the investment, divided by the purchase price for the property excluding capitalized acquisition costs, or (2) for dispositions, the property’s ABR in effect immediately prior to the disposition, divided by the disposition price, or (3) for transitional capital, the contractual cash yield to be generated on total invested capital;
- “CPI” means the Consumer Price Index for All Urban Consumers (CPI-U): U.S. City Average, All Items, as published by the U.S. Bureau of Labor Statistics, or other similar index which is a measure of the average change over time in the prices paid by urban consumers for a market basket of consumer goods and services;
- “occupancy” or a specified percentage of our portfolio that is “occupied” or “leased” means as of a specified date the quotient of (1) the total rentable square footage of our properties minus the square footage of our properties that are vacant and from which we are not receiving any rental payment, and (2) the total square footage of our properties; and
- “Revolving Credit Facility” means our \$1.0 billion unsecured revolving credit facility, dated January 28, 2022, with J.P. Morgan Chase Bank, N.A., as an administrative agent and the other lenders party thereto.
- “straight-line yield” represents the estimated first year yield to be generated on a real estate investment, which was computed at the time of investment based on the straight-line annual rental income computed in accordance with GAAP, divided by the purchase price.

Part I.

Item 1. Business

The Company

We are an industrial-focused, diversified net lease real estate investment trust (“REIT”) that invests in primarily single-tenant commercial real estate properties that are net leased on a long-term basis to a diversified group of tenants. As of December 31, 2024, our portfolio includes 765 properties, with 758 properties located in 44 U.S. states and seven properties located in four Canadian provinces.

We expect to achieve growth in revenues and earnings through our four core building blocks, which are (1) embedded same store net operating income growth through best-in-class portfolio rent escalations, stable rent collections, minimal credit losses, strong lease rollover outcomes, and accretive recycling, (2) revenue generating capital expenditures with existing tenants, (3) build-to-suit developments, and (4) a diversified acquisition pipeline.

We focus on investing in real estate that is operated by creditworthy single tenants in industries characterized by positive business drivers and trends. We target properties that are an integral part of the tenants’ businesses and are therefore opportunities to secure long-term net leases through which our tenants are able to retain operational control of their strategically important locations, while allocating their debt and equity capital to fund core business operations rather than real estate ownership.

- **Diversified Investment Strategy.** We invest in real estate through property acquisitions, revenue generating capital expenditures, build-to-suit developments, and transitional capital. Our investments in these alternatives fluctuate from time to time depending on macroeconomic conditions and business or market trends. Our strong relationships with brokers, developers, and tenants provides access to, off-market and marketed investment opportunities. Off-market transactions are characterized by a lack of a formal marketing process and a lack of widely disseminated marketing materials. Marketed transactions are often characterized by extensive buyer competition. For all investments, we seek to maintain our portfolio’s diversification by property type, geography, tenant, and industry in an effort to reduce fluctuations in income caused by underperforming individual real estate assets or adverse economic conditions affecting an entire industry or geographic region.
 - **Diversified Portfolio.** As of December 31, 2024, our portfolio comprised approximately 39.4 million rentable square feet of operational space, was highly diversified based on property type, geography, tenant, and industry, and was cross-diversified within each (*e.g.*, property-type diversification within a geographic concentration):
 - Property Type: We are primarily diversified across industrial and retail property types. Within these sectors, we have meaningful concentrations in manufacturing, distribution and warehouse, food processing, general merchandise, casual dining, and quick service restaurants.
 - Geographic Diversification: Our properties are located in 44 U.S. states and four Canadian provinces, with no single geographic concentration exceeding 9.6% of our ABR.
 - Tenant and Industry Diversification: Our properties are occupied by 202 different commercial tenants who operate 190 distinct brands that are diversified across 55 varying industries, with no single tenant accounting for more than 4.1% of our ABR.
 - **Strong In-Place Leases with Significant Remaining Lease Term.** As of December 31, 2024, our portfolio was approximately 99.1% leased with an ABR weighted average remaining lease term of approximately 10.2 years, excluding renewal options.
 - **Standard Contractual Base Rent Escalation.** Approximately 97.4% of our leases have contractual rent escalations, with an ABR weighted average increase of 2.0%.
- Extensive Tenant Financial Reporting.** Approximately 94.2% of our tenants, based on ABR, provide financial reporting, of which 85.6% are required to provide us with specified financial information on a periodic basis, and an additional 8.6% of our tenants report financial statements publicly, either through SEC filings or otherwise.

2024 Highlights

Operating Highlights

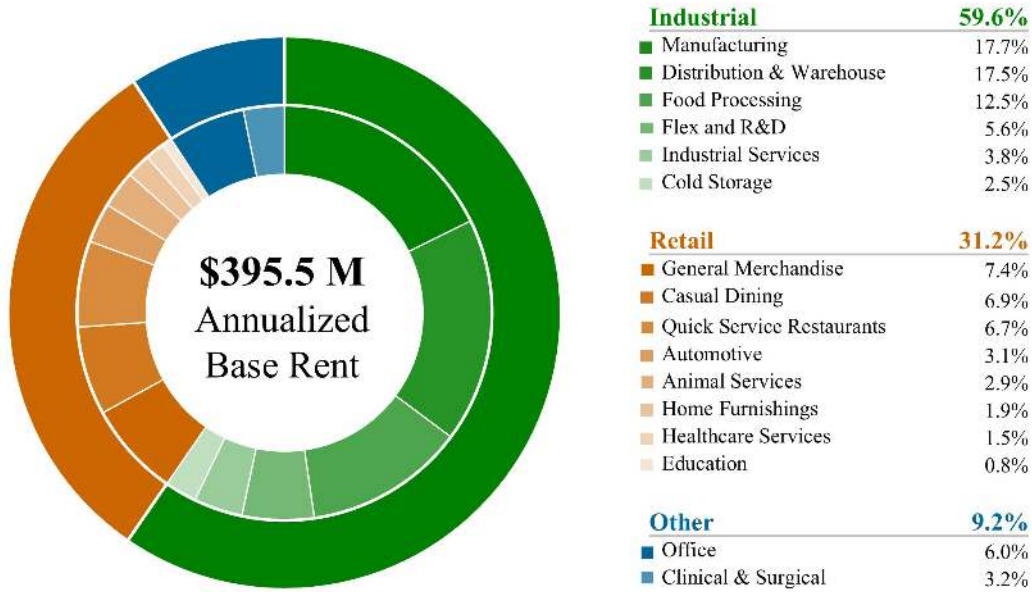
- Invested \$404.8 million, including \$234.3 million in new property acquisitions, \$115.3 million in five build-to-suit developments, \$52.2 million in transitional capital, and \$3.0 million in revenue generating capital expenditures in one existing property. The new property acquisitions and revenue generating capital expenditures had a weighted average initial cash capitalization rate of 7.3%, weighted average remaining lease term of 10.8 years, weighted average annual rent increase of 2.4%, and a weighted average straight-line yield of 8.1%.
- Substantially completed our clinical healthcare simplification strategy by selling 58 properties at a weighted average cash capitalization rate of 7.8%, for gross proceeds of \$364.0 million. As a result, we updated our core property types to industrial, retail, and other to align with the composition of our remaining portfolio.
- Maintained strong occupancy levels throughout the year, ending with 99.1%.
- Collected 99.1% of base rents due during the year for all properties under lease.
- Generated net income of \$169.0 million or \$0.86 per diluted share.
- Generated funds from operations (“FFO”) of \$300.7 million or \$1.52 per diluted share.
- Generated core funds from operations (“Core FFO”) of \$295.5 million or \$1.50 per diluted share.
- Generated adjusted funds from operations (“AFFO”) of \$282.0 million or \$1.43 per diluted share, representing a 1.4% increase compared to 2023.
- Ended the year with total outstanding debt and Net Debt of \$1.9 billion, Pro Forma Net Debt of \$1.9 billion, a Net Debt to Annualized Adjusted EBITDAre ratio (“Leverage Ratio”) of 5.0x, and a Pro Forma Net Debt to Annualized Adjusted EBITDAre ratio of 4.9x.

FFO, Core FFO, AFFO, Net Debt, Pro Forma Net Debt, Annualized Adjusted EBITDAre, and Pro Forma Net Debt to Annualized Adjusted EBITDAre are performance measures that are not calculated in accordance with accounting principles generally accepted in the United States of America (“GAAP”). We present these non-GAAP measures as we believe certain investors and other users of our financial information use them as part of their evaluation of our historical operating performance. See Item 7. “Management’s Discussion and Analysis of Financial Condition and Results of Operations” of this Annual Report on Form 10-K under the heading *Non-GAAP Measures*, which includes discussion of the definition, purpose, and use of these non-GAAP measures as well as a reconciliation of each to the most comparable GAAP measure.

Our Real Estate Investment Portfolio

The following charts summarize our portfolio diversification by property type, tenant, brand, industry, and geographic location as of December 31, 2024. These portfolio statistics exclude transitional capital investments. The percentages below are calculated based on our ABR of \$395.5 million as of December 31, 2024.

Diversification by Property Type



Property Type	# of Properties	ABR ('000s)	ABR as a % of Total Portfolio	Square Feet ('000s)	SF as a % of Total Portfolio
Industrial					
Manufacturing	80	\$ 69,835	17.7 %	12,319	31.3 %
Distribution & Warehouse	49	69,247	17.5 %	10,446	26.6 %
Food Processing	34	49,613	12.5 %	5,736	14.6 %
Flex and R&D	10	22,088	5.6 %	1,606	4.1 %
Industrial Services	29	14,880	3.8 %	725	1.8 %
Cold Storage	3	10,046	2.5 %	723	1.8 %
In-process Developments	3	—	—	—	—
Untenanted	2	—	—	343	0.9 %
Industrial Total	210	235,709	59.6 %	31,898	81.1 %
Retail					
General Merchandise	138	29,427	7.4 %	2,196	5.6 %
Casual Dining	102	27,381	6.9 %	674	1.7 %
Quick Service Restaurants	151	26,617	6.7 %	514	1.3 %
Automotive	65	12,069	3.1 %	764	1.9 %
Animal Services	27	11,326	2.9 %	419	1.1 %
Home Furnishings	13	7,386	1.9 %	797	2.0 %
Healthcare Services	18	6,014	1.5 %	220	0.6 %
Education	5	3,246	0.8 %	128	0.3 %
In-process Developments	1	—	—	—	—
Retail Total	520	123,466	31.2 %	5,712	14.5 %
Other					
Office	14	23,642	6.0 %	1,311	3.3 %
Clinical & Surgical	21	12,664	3.2 %	433	1.1 %
Other Total	35	36,306	9.2 %	1,744	4.4 %
Total	765	\$ 395,481	100.0 %	39,354	100.0 %

Diversification by Tenant

Tenant	Property Type	# of Properties	ABR ('000s)	ABR as a % of Total Portfolio	Square Feet ('000s)	SF as a % of Total Portfolio
Roskam Baking Company, LLC*	Food Processing	7	\$ 16,236	4.1 %	2,250	5.7 %
United Natural Foods, Inc.	Distribution & Warehouse	1	13,680	3.5 %	1,016	2.6 %
AHF, LLC*	Distribution & Warehouse/Manufacturing	8	9,612	2.4 %	2,284	5.8 %
Joseph T. Ryerson & Son, Inc	Distribution & Warehouse	11	7,897	2.0 %	1,599	4.1 %
Jack's Family Restaurants LP*	Quick Service Restaurants	43	7,605	1.9 %	147	0.4 %
Tractor Supply Company	General Merchandise	23	6,449	1.6 %	462	1.2 %
J. Alexander's, LLC*	Casual Dining	16	6,300	1.6 %	131	0.3 %
Axcelis Technologies, Inc.	Flex and R&D	1	6,263	1.6 %	417	1.1 %
Nestle' Dreyer's Ice Cream Company	Cold Storage	2	6,219	1.6 %	503	1.3 %
Salm Partners, LLC*	Food Processing	2	6,170	1.6 %	427	1.0 %
Total Top 10 Tenants		114	\$ 86,431	21.9 %	9,236	23.5 %
Hensley & Company*	Distribution & Warehouse	3	6,109	1.5 %	577	1.5 %
Dollar General Corporation	General Merchandise	60	5,992	1.5 %	562	1.4 %
BluePearl Holdings, LLC**	Animal Services	13	5,846	1.5 %	159	0.4 %
Red Lobster Hospitality & Red Lobster Restaurants LLC	Casual Dining	18	5,563	1.4 %	147	0.4 %
Outback Steakhouse of Florida LLC ^(a)	Casual Dining	22	5,544	1.4 %	140	0.4 %
Krispy Kreme Doughnut Corporation	Quick Service Restaurants/ Food Processing	27	5,538	1.4 %	156	0.4 %
Big Tex Trailer Manufacturing Inc.*	Automotive/Distribution & Warehouse/Manufacturing/Office	17	5,157	1.3 %	1,302	3.3 %
Arkansas Surgical Hospital, LLC	Clinical & Surgical	1	4,702	1.2 %	129	0.3 %
Carvana, LLC*	Industrial Services	2	4,672	1.2 %	230	0.6 %
Jelly Belly Candy Company	Distribution & Warehouse/Food Processing/General Merchandise	5	4,648	1.2 %	575	1.4 %
Total Top 20 Tenants		282	\$ 140,202	35.5 %	13,213	33.6 %

(a) Tenant's properties include 20 Outback Steakhouse restaurants and two Carrabba's Italian Grill restaurants.

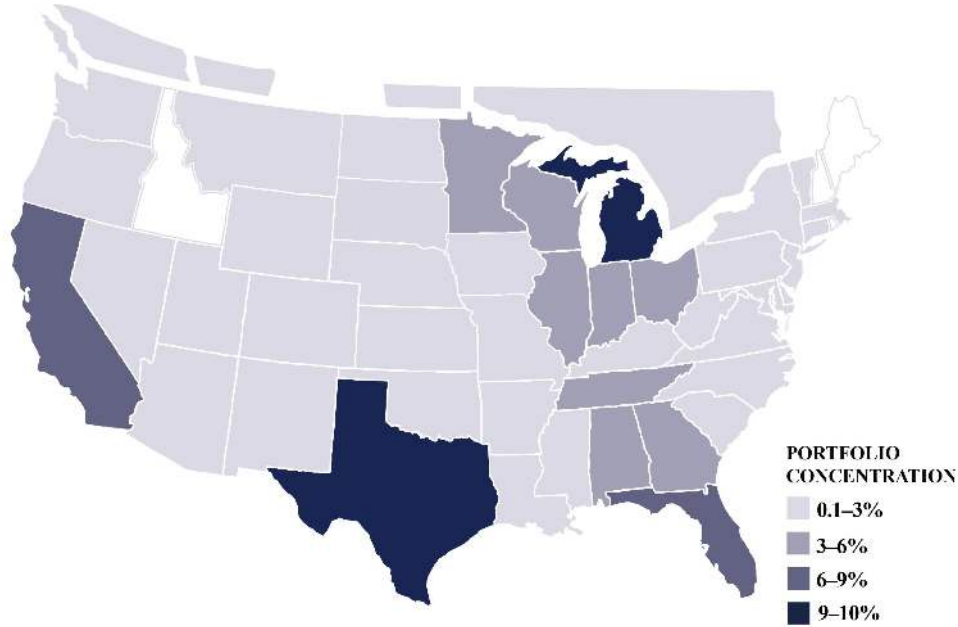
* Subject to a master lease.

** Includes properties leased by multiple tenants, some, not all, of which are subject to master leases.

Diversification by Industry

Tenant Industry	# of Properties	ABR ('000s)	ABR as a % of Total Portfolio	Square Feet ('000s)	SF as a % of Total Portfolio
Restaurants	257	\$ 54,839	13.9 %	1,231	3.1 %
Packaged Foods & Meats	35	48,033	12.1 %	5,541	14.1 %
Food Distributors	7	26,576	6.7 %	2,534	6.4 %
Healthcare Facilities	48	23,990	6.1 %	852	2.2 %
Auto Parts & Equipment	46	20,739	5.2 %	3,168	8.0 %
Specialty Stores	36	18,594	4.7 %	1,637	4.2 %
Distributors	27	17,820	4.5 %	2,757	7.0 %
Home Furnishing Retail	17	12,281	3.1 %	1,692	4.3 %
Specialized Consumer Services	46	12,157	3.1 %	716	1.8 %
Metal & Glass Containers	8	10,696	2.7 %	2,206	5.6 %
Industrial Machinery	20	9,910	2.5 %	1,949	5.0 %
General Merchandise Stores	96	9,819	2.5 %	880	2.2 %
Forest Products	8	9,612	2.4 %	2,284	5.8 %
Healthcare Services	17	9,507	2.4 %	507	1.3 %
Electronic Components	2	7,129	1.8 %	466	1.2 %
Other (40 industries)	93	103,779	26.3 %	10,591	26.9 %
Untenanted properties	2	—	—	343	0.9 %
Total	765	\$ 395,481	100.0 %	39,354	100.0 %

Diversification by Geographic Location



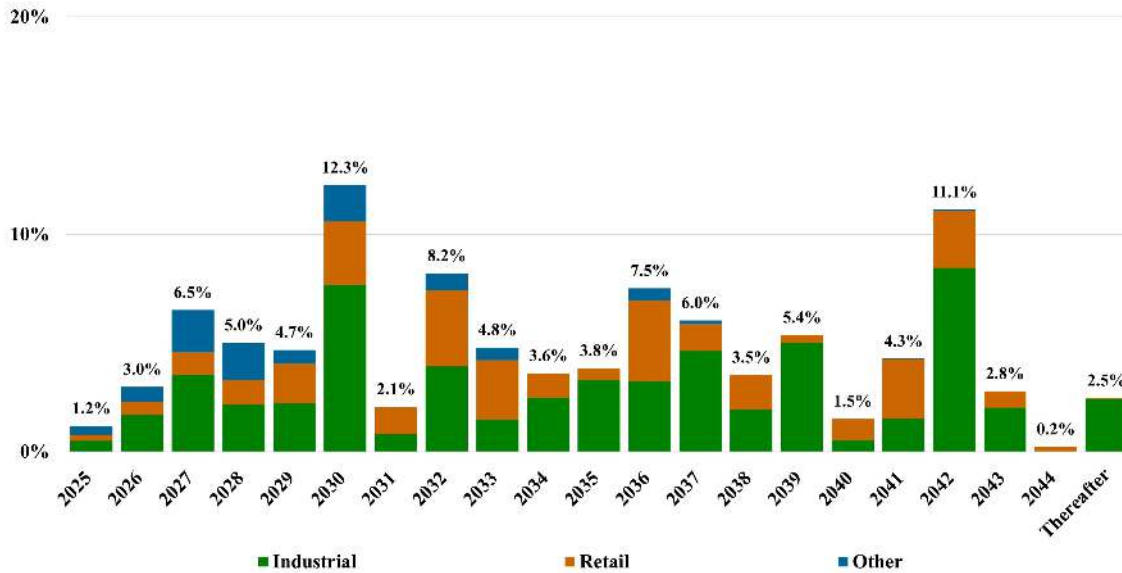
TOTAL PROPERTIES: 765 TOTAL STATES/PROVINCES: 44 U.S. states & 4 Canadian provinces

State/ Province	# of Properties	ABR ('000s)	ABR as a % of Total Portfolio	Square Feet ('000s)	SF as a % of Total Portfolio	State/ Province	# of Properties	ABR ('000s)	ABR as a % of Total Portfolio	Square Feet ('000s)	SF as a % of Total Portfolio
TX	67	\$ 37,815	9.6 %	3,615	9.2 %	MS	12	4,120	1.0 %	607	1.5 %
MI	52	36,422	9.2 %	4,019	10.2 %	LA	5	3,786	1.0 %	211	0.5 %
FL	30	25,527	6.5 %	1,661	4.3 %	SC	14	3,519	0.9 %	323	0.8 %
CA	17	24,293	6.1 %	2,282	5.8 %	NE	6	3,363	0.9 %	509	1.3 %
IL	29	22,756	5.8 %	2,364	6.0 %	WA	14	3,289	0.8 %	148	0.4 %
WI	30	19,568	4.9 %	1,945	4.9 %	IA	4	2,884	0.7 %	622	1.6 %
OH	49	16,677	4.2 %	1,582	4.0 %	NM	9	2,749	0.7 %	107	0.3 %
MN	21	15,958	4.0 %	2,500	6.4 %	UT	3	2,748	0.7 %	280	0.7 %
TN	48	15,148	3.8 %	1,084	2.8 %	CO	4	2,589	0.7 %	126	0.3 %
IN	28	14,091	3.6 %	1,852	4.7 %	MD	3	2,112	0.5 %	205	0.5 %
AL	52	12,394	3.1 %	863	2.2 %	CT	2	1,898	0.5 %	55	0.1 %
GA	34	12,055	3.0 %	1,576	4.0 %	MT	7	1,602	0.4 %	43	0.1 %
NC	29	10,485	2.7 %	1,038	2.6 %	DE	4	1,162	0.3 %	133	0.3 %
PA	22	10,002	2.5 %	1,836	4.7 %	ND	2	1,024	0.3 %	24	0.1 %
KY	23	9,127	2.3 %	927	2.4 %	VT	2	432	0.1 %	24	0.1 %
MO	19	8,941	2.3 %	1,260	3.2 %	WY	1	338	0.1 %	21	0.1 %
OK	25	8,908	2.3 %	1,006	2.6 %	NV	1	277	0.1 %	6	0.0 %
AZ	7	8,792	2.2 %	747	1.9 %	OR	1	136	0.0 %	9	0.0 %
NY	24	6,724	1.7 %	514	1.3 %	SD	1	81	0.0 %	9	0.0 %
MA	3	6,692	1.7 %	444	1.1 %	Total U.S.	758	\$ 387,763	98.1 %	38,925	98.9 %
AR	9	6,675	1.7 %	277	0.7 %	BC	2	4,535	1.1 %	253	0.6 %
KS	10	5,530	1.4 %	643	1.6 %	ON	3	1,944	0.5 %	101	0.3 %
WV	17	5,100	1.3 %	884	2.2 %	AB	1	914	0.2 %	51	0.1 %
VA	15	5,056	1.3 %	178	0.5 %	MB	1	325	0.1 %	24	0.1 %
NJ	3	4,918	1.2 %	366	0.9 %	Total Canada	7	\$ 7,718	1.9 %	429	1.1 %
						Grand Total	765	\$ 395,481	100.0 %	39,354	100.0 %

Our Leases

We typically lease our properties pursuant to long-term net leases with initial terms of 10 years or more that often have renewal options. Substantially all of our leases are net, meaning our tenants are generally obligated to pay all expenses associated with the leased property (such as real estate taxes, insurance, maintenance, repairs, and capital costs). In scenarios where we lease multiple properties to a single tenant (multi-site tenants), we seek to use master lease structures on an all-or-none basis. When we acquire properties associated with a tenant that has an existing master lease structure with us, we seek to add the new properties to the existing master lease structure to strengthen the existing lease with such tenant. As of December 31, 2024, master leases contributed 69.1% of the ABR associated with multi-site tenants (394 of 656 properties), and 41.4% of our overall ABR (394 of our 765 properties).

As of December 31, 2024, approximately 99.1% of our portfolio, representing all but two of our properties, was subject to a lease. Because substantially all of our properties are leased under long-term leases, we are not currently required to perform significant ongoing leasing activities on our properties. As of December 31, 2024, the ABR weighted average remaining term of our leases was approximately 10.2 years. Approximately 3% of the properties in our portfolio are subject to leases without at least one renewal option. The following chart sets forth our lease expirations based upon the terms of the leases in place as of December 31, 2024.



The following table presents certain information based on lease expirations by year.

Year	# of Properties	# of Leases	ABR ('000s)	ABR as a % of Total Portfolio	Square Feet ('000s)	SF as a % of Total Portfolio
2025	15	16	\$ 4,680	1.2 %	251	0.6 %
2026	23	24	11,793	3.0 %	915	2.3 %
2027	28	30	25,762	6.5 %	2,257	5.7 %
2028	29	28	19,824	5.0 %	1,793	4.6 %
2029	61	36	18,519	4.7 %	2,596	6.6 %
2030	88	53	48,477	12.3 %	4,777	12.1 %
2031	31	26	8,181	2.1 %	835	2.1 %
2032	61	46	32,450	8.2 %	3,479	8.8 %
2033	49	23	18,949	4.8 %	1,409	3.6 %
2034	38	27	14,253	3.6 %	1,245	3.2 %
2035	20	16	15,184	3.8 %	2,116	5.4 %
2036	89	23	29,729	7.5 %	2,877	7.3 %
2037	26	12	23,883	6.0 %	1,870	4.8 %
2038	39	35	13,972	3.5 %	1,226	3.1 %
2039	11	7	21,208	5.4 %	1,758	4.5 %
2040	31	5	5,987	1.5 %	312	0.8 %
2041	39	8	16,919	4.3 %	1,367	3.5 %
2042	58	13	44,037	11.1 %	4,803	12.2 %
2043	12	5	11,014	2.8 %	796	2.0 %
2044	2	2	910	0.2 %	44	0.1 %
Thereafter	9	2	9,750	2.5 %	2,285	5.8 %
Total leased properties	759	437	395,481	100.0 %	39,011	99.1 %
In-process developments	4	4	—	—	—	—
Untenanted properties	2	2	—	—	343	0.9 %
Total properties	765	443	\$ 395,481	100.0 %	39,354	100.0 %

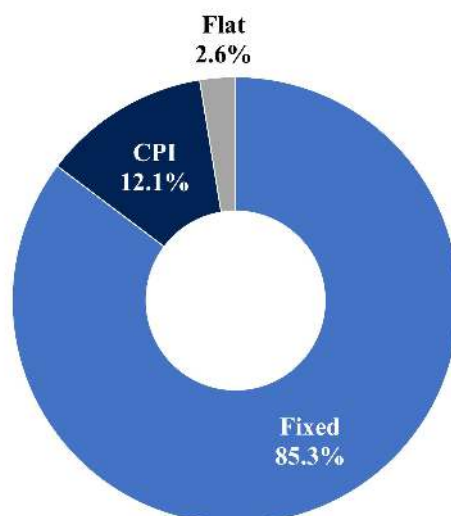
Substantially all of our leases provide for periodic contractual rent escalations. As of December 31, 2024, leases contributing 97.4% of our ABR provided for increases in future ABR, generally ranging from 1.5% to 3.0% annually, with an ABR weighted average annual increase equal to 2.0% of base rent. Generally, our rent escalators increase rent on specified dates by a fixed percentage. Our escalations provide us with a source of organic revenue growth and a measure of inflation protection. Additional information on lease escalation frequency and weighted average annual escalation rates as of December 31, 2024 is displayed below.

Lease Escalation Frequency	% of ABR	Weighted Average Annual Increase ^(a)
Annually	79.5 %	2.1 %
Every 2 years	0.1 %	1.8 %
Every 3 years	2.2 %	2.9 %
Every 4 years	1.0 %	2.4 %
Every 5 years	8.1 %	1.6 %
Every 6 years	0.1 %	1.7 %
Other escalation frequencies	6.4 %	1.5 %
Flat ^(b)	2.6 %	—
Total/ABR Weighted Average	100.0 %	2.0 %

(a) Represents the ABR weighted average annual increase of the entire portfolio as if all escalations occurred annually. For leases where rent escalates by the greater of a stated fixed percentage or the change in CPI, we have assumed an escalation equal to the stated fixed percentage in the lease. As of December 31, 2024, leases contributing 4.8% of our ABR provide for rent increases equal to the lesser of a stated fixed percentage or the change in CPI. As any future increase in CPI is unknowable at this time, we have not included an increase in the rent pursuant to these leases in the weighted average annual increase presented.

(b) Generally associated with investment grade retail tenants.

The escalation provisions of our leases (by percentage of ABR) as of December 31, 2024, are displayed in the following chart:



If requested by a tenant, we may, subject to the tenant’s history, creditworthiness, and other relevant considerations, agree to reimburse the tenant for property expansion or improvement costs, 100% of which it leases from us. In exchange for such reimbursement, we generally receive contractually specified rent that increases proportionally with our funding, which typically allows us to achieve a consistent cash yield on our funding throughout improvement.

Transitional Capital

In addition to investing in new property acquisitions, revenue generating capital expenditures, and build-to-suit developments, we may, from time to time, invest in transitional capital opportunities, including preferred equity interests and real estate lending opportunities. Such investments are intended to be shorter in duration, offering an alternative source of financing.

The following table presents our transitional capital investments at December 31, 2024:

	December 31, 2024
Transitional Capital:	
Type	Preferred Equity
Investment ('000s) ^(a)	\$ 52,200
Stabilized cash capitalization rate ^(b)	8.0 %
Annualized initial cash NOI yield	7.6 %
Remaining term (years) ^(c)	2.5
Property type	Retail Center
Underlying property metrics	
Number of retail spaces	28
Rentable square footage (“SF”) ('000s)	332
Weighted average remaining lease term (years)	4.0
Occupancy rate (based on SF) ^(d)	98.7 %
Quarterly rent collection	90.7 %

(a) Agreement includes commitment to fund up to an additional \$7.8 million of preferred capital.

(b) Represents stated yield with unpaid amounts accruing with preferential payment.

(c) Agreement contains two one-year extension options subject to a 0.50% extension fee. Repayment at end of term subject to a \$3.5 million repayment fee.

(d) Includes leases that have been executed but rent has not yet commenced.

Investment Guidelines

We seek to acquire, finance, and develop primarily freestanding, single-tenant commercial real estate properties located in the United States that are under lease and fully occupied at the time of acquisition or development completion. We also make additional investments in our properties with existing tenants through revenue generating capital expenditures, whereby we agree to fund certain capital expenditures in exchange for increased rents that often include rent escalations and terms consistent with that of the underlying lease. For all investments, we seek to maintain our portfolio's diversification by property type, geography, tenant, and industry in an effort to reduce fluctuations in income that can be caused by underperforming investments or adverse economic conditions affecting an entire industry or geographic region. When evaluating whether a property acquisition would contribute to our overall portfolio's diversification, we take into account the total percentage a single property, tenant, or brand would represent in our overall portfolio, as well as geographic concentrations, both by the metropolitan statistical area and by state. While we consider these criteria when evaluating investment opportunities, we may also opportunistically pursue investments that do not meet one or more of these factors if we assess that a transaction presents compelling risk-adjusted returns. We intend to primarily acquire portfolios and assets over time that will not result in any one tenant representing more than 5% of ABR on a sustained basis. We are currently focused primarily on investing in the industrial and retail property types, and target specific acquisition opportunities within each property type in a highly selective manner.

- **Industrial.** We focus on single-tenant manufacturing, warehouse and distribution facilities, food processing, refrigerated storage, flex-space, and research and development facilities where the tenant has a strong credit profile and experienced management team. We predominantly look for industrial assets where the real estate is mission critical to the tenant's operations, where the property sits on an essential or strategic location for the tenant, and where it would be difficult or more expensive for the tenant to relocate. We believe these characteristics translate into a higher degree of confidence in the long-term occupancy of our assets and the corresponding payment of contractual rental cash flows both during the initial term and over subsequent renewal periods. In contrast, we may also seek to own real estate that is fungible, located in strong markets with solid fundamentals, and are highly marketable to a broad array of potential end users to ensure long-term occupancy regardless of tenant. In both circumstances, we look for industrial properties that are located in close proximity to major transportation thoroughfares such as airports, ports, railways, major freeways or interstate highways.
- **Retail.** We are primarily focused on long-term, fee simple, ownership of properties leased to national or large regional retailers operating in e-commerce resistant industries where the presence of a physical location is important to the end consumer and mission critical to the tenant. Our retail investments are primarily in single-tenant, net leased retail establishments in the general merchandise, casual dining, quick service restaurant, automotive, animal services, home furnishings, and consumer-centric healthcare industries. We underwrite retail properties primarily based on the fundamental value of the underlying real estate, site level performance, corporate owned location or experienced multi-unit franchise operators, and whether the property is subject to a master lease with multiple operating locations. We place emphasis on retail investments located in highly trafficked retail corridors with strong demographic attributes.

Competition

The commercial real estate market is highly competitive. We compete for tenants to occupy our properties in all of our markets with other owners and operators of commercial real estate. We compete based on a number of factors that include location, rental rates, tenant quality, suitability of the property's design to prospective tenants' needs, and the manner in which the property is operated and marketed. The number of competing properties in a particular market could have a material effect on our occupancy levels, rental rates, and the operating expenses of certain of our properties.

In addition, we compete with other entities engaged in real estate investment activities to locate suitable properties to acquire, lenders to finance real estate transactions such as developments and revenue generating capital expenditures, and purchasers to buy our properties. These competitors include other REITs, private and institutional real estate investors, sovereign wealth funds, banks, insurance companies, investment banking firms, lenders, specialty finance companies, and other entities. Some of these competitors, including larger REITs, have substantially greater financial resources, including lower cost of capital, than we have. The relative size of their portfolios may allow them to absorb properties with lower returns or allow them to accept more risk on a given property than we can prudently manage, including risks with respect to the creditworthiness of tenants. In addition, these same entities may seek financing through similar channels as us, and may have a higher target leverage profile. Competition from these REITs and other third-party real estate investors may limit the number of suitable investment opportunities available to us. It also may result in higher prices, lower yields, and a narrower spread of yields over our borrowing costs, making it more difficult for us to acquire new investments on attractive terms.

Human Capital

As of December 31, 2024, we employed 73 full-time employees, comprised of talented professionals engaged in origination, underwriting, closing, accounting and financial reporting, property and asset management, capital markets, and other corporate activities essential to our business.

At Broadstone, we are as passionate about our people as we are about real estate. The commitment to our employees is central to our ability to continue to deliver strong performance and financial results for our stockholders and other stakeholders. We seek to create an inclusive and dynamic culture for our employees, which allows us to attract, engage, and develop top talent to manage our business. We strive to provide our employees with a work environment that is free from discrimination and harassment, that respects and honors their differences and unique life experiences, and that enables employees the opportunity to develop and excel in their roles and reach their full potential. We seek to provide a collaborative, creative workplace where people with unique talents can flourish, where their opinions are valued, and where their contributions are rewarded.

As part of our commitment to our employees, we are focused on the following initiatives:

- **Employee Total Rewards and Wellness** – We actively listen to, care for, and serve the needs of our employees, recognizing that they are our most valuable assets. To support their overall health, wellness, and engagement, we prioritize meaningful investments in their well-being. We employ numerous strategies and initiatives focused on nurturing the physical, mental, and financial well-being of our employees and their dependents. These include: competitive compensation programs including performance-based bonuses and equity programs for all, employee benefits (with 100% employer-paid healthcare options), 401(k) with employer match and immediate vesting, generous paid time off programs with an annual corporate shutdown week, paid caregiver leave, employer-paid legal services, access to an employee assistance program, several company-paid and supplemental insurance programs, fringe benefits to make both the Broadstone and home office environments more comfortable including flexibility in work locations and schedules, and access to other health and wellness events and resources.
- **Employee Development and Engagement** – Our diverse backgrounds and experiences help drive our performance and contribute to our company’s growth. We leverage and enhance our collective strengths through collaboration and development initiatives by offering numerous opportunities for our employees to engage in personal and professional growth, including educational support and eligibility for tuition assistance and reimbursement, participation in industry conferences and networking events, individual leadership training, access to an online learning library, town hall meetings with our CEO and senior leadership team, sponsorship of employees through a women’s resource group, and peer mentorship opportunities. Our employee training efforts prioritize knowledge and skill development across a variety of competencies including real estate fundamentals, cybersecurity, safety, ethics, harassment prevention, inclusive culture, and a robust management skills training series. To further support our employee development efforts, we employ various talent management strategies including an annual succession planning program and the facilitation of both a mid-year and formal year-end performance conversation process. We strive to foster transparent communication and open dialogue between our senior leaders and our employee base through various social and appreciation events designed to strengthen employee connection and belonging in our workplace, knowing we can accomplish more and do our best when we work together.
- **Community Engagement** – We are dedicated to contributing positively to the communities in which we operate and do so through various corporate giving and philanthropic endeavors. Our community engagement efforts are supported by a committee that is responsible for engaging with community organizations, planning and organizing various opportunities for employees to make a difference through volunteer giving and service, and facilitating corporate donation and fundraising drives. A segment of our corporate giving initiative also includes financial contributions and other support to external organizations focused on a range of missions that support and advocate for underserved populations within our communities. These efforts allow us to offer numerous opportunities for employees to prioritize community involvement and is further encouraged by providing employees with dedicated paid time off per year to focus on community service and volunteering for causes of personal interest.

The purposeful investment in our employees reflects our commitment to building an engaged and high-performing workforce capable of achieving our strategic objectives.

Principal Executive Offices

Our principal executive offices are located at 207 High Point Drive, Suite 300, Victor, New York 14564, and our telephone number is (585) 287-6500.

Insurance

Our tenants are generally required to maintain liability and property insurance coverage for the properties they lease from us pursuant to net leases. These leases generally require our tenants to name us (and any of our lenders that have a mortgage on the property leased by the tenant) as additional insureds on their liability policies and loss payee (or mortgagee, in the case of our lenders) on their property policies. Depending on the location of the property, certain losses of a catastrophic nature, such as those caused by earthquakes and floods, may be covered by insurance policies that are held by our tenant with limitations such as large deductibles, co-payments, or sub-limits that a tenant may not be able to meet. Certain other losses of a catastrophic nature, such as those caused by wind/hail, hurricanes, terrorism or acts of war, may be uninsurable or not economically insurable. In the event there is damage to our properties that is not covered by insurance and such properties are subject to recourse indebtedness, we will continue to be liable for the indebtedness, even if these properties are irreparably damaged.

In addition to being an additional insured on our tenants' liability policies, we separately maintain commercial general liability coverage on the entire portfolio and, in certain instances, general or specific (e.g., flood) property-level insurance coverage on certain properties or pursuant to the terms of certain of our leases. We also maintain property coverage on all untenanted properties and other property coverage as may be required by our lenders, which are not required to be carried by our tenants under our leases.

Government Regulation

General

Our investments are subject to various laws, ordinances, and regulations, including, among other things, fire and safety requirements, zoning regulations, land use controls, and environmental controls relating to air and water quality, noise pollution, and indirect environmental impacts. We believe that we have all permits and approvals necessary under current law to operate our investments.

Americans with Disabilities Act ("ADA")

Under Title III of the ADA, and rules promulgated thereunder, in order to protect individuals with disabilities, public accommodations must remove architectural and communication barriers that are structural in nature from existing places of public accommodation to the extent "readily achievable." In addition, under the ADA, alterations to a place of public accommodation or a commercial facility are to be made so that, to the maximum extent feasible, such altered portions are readily accessible to and usable by disabled individuals. The "readily achievable" standard takes into account, among other factors, the financial resources of the affected site and the owner, lessor or other applicable person.

Compliance with the ADA, as well as other federal, state, and local laws, may require modifications to properties we currently own or may purchase, or may restrict renovations of those properties. Failure to comply with these laws or regulations could result in the imposition of fines or an award of damages to private litigants, as well as the incurrence of the costs of making modifications to attain compliance, and future legislation could impose additional obligations or restrictions on our properties. Although our tenants are generally responsible for all maintenance and repairs of the property pursuant to our lease, including compliance with the ADA and other similar laws or regulations, we could be held liable as the owner of the property for a failure of one of our tenants to comply with these laws or regulations.

Environmental Matters

Federal, state, and local environmental laws and regulations regulate, and impose liability for, releases of hazardous or toxic substances into the environment. Under many of these laws and regulations, a current or previous owner, operator or tenant of real estate may be required to investigate and clean up or otherwise address hazardous or toxic substances, hazardous wastes or petroleum product releases or threats of releases at the property, and may be held liable to a government entity or to third parties for property damage and for investigation, clean-up, and monitoring costs incurred by those parties in connection with the actual or threatened contamination. These laws may impose clean-up responsibility and liability without regard to fault and regardless of, whether the owner, operator, or tenant knew of or caused the presence of the contamination. The liability under these laws may be joint and several for the full amount of the investigation, clean-up, and monitoring costs incurred or to be incurred or actions to be undertaken, although a party held jointly and severally liable may seek to obtain contributions from other identified, solvent, responsible parties of their fair share toward these costs. These costs may be substantial, and can exceed the value of the property. In addition, some environmental laws may create a lien on the contaminated site in favor of the government for damages and costs it incurs in connection with the contamination. As the owner or operator of real estate, we also may be liable under common law to third parties for damages and injuries resulting from environmental contamination emanating from the real estate. The presence of contamination, or the failure to properly remediate contamination, on a property may adversely affect the ability of the owner, operator or tenant to sell or rent that property or to borrow using the property as collateral, and may adversely impact our investment in that property.

Some of our properties contain, have contained, or are adjacent to or near other properties that have contained or currently contain storage tanks for the storage of petroleum products or other hazardous or toxic substances. Similarly, some of our properties currently are or were used in the past for commercial or industrial purposes that involve or involved the use of petroleum products or other hazardous or toxic substances, or are adjacent to or near properties that have been or are used for similar commercial or industrial purposes. These operations create a potential for the release of petroleum products or other hazardous or toxic substances, and we could potentially be required to pay to clean up any contamination. In addition, environmental laws regulate a variety of activities that can occur on a property, including the storage of petroleum products or other hazardous or toxic substances, air emissions, water discharges, and exposure to lead-based paint. Such laws may impose fines or penalties for violations and may require permits or other governmental approvals to be obtained for the operation of a business involving such activities. Any of the foregoing matters could have a material adverse effect on us.

Environmental laws also govern the presence, maintenance, and removal of asbestos-containing materials (“ACM”). Federal regulations require building owners and those exercising control over a building’s management to identify and warn, through signs and labels, of potential hazards posed by workplace exposure to installed ACM in their building. The regulations also have employee training, record keeping, and due diligence requirements pertaining to ACM. Significant fines can be assessed for violation of these regulations. As a result of these regulations, building owners and those exercising control over a building’s management may be subject to an increased risk of personal injury lawsuits by workers and others exposed to ACM. The regulations may affect the value of a building containing ACM in which we have invested. Federal, state, and local laws and regulations also govern the removal, encapsulation, disturbance, handling, and/or disposal of ACM when those materials are in poor condition or in the event of construction, remodeling, renovation, or demolition of a building. These laws may impose liability for improper handling or a release into the environment of ACM and may provide for fines to, and for third parties to seek recovery from, owners or operators of real properties for personal injury or improper work exposure associated with ACM.

When excessive moisture accumulates in buildings or on building materials, mold growth may occur, particularly if the moisture problem remains undiscovered or is not addressed over a period of time. Some molds may produce airborne toxins or irritants. Indoor air quality issues can also stem from inadequate ventilation, chemical contamination from indoor or outdoor sources, and other biological contaminants such as pollen, viruses, and bacteria. Indoor exposure to airborne toxins or irritants above certain levels can be alleged to cause a variety of adverse health effects and symptoms, including allergic or other reactions. As a result, the presence of significant mold or other airborne contaminants at any of our properties could require us to undertake a costly remediation program to contain or remove the mold or other airborne contaminants from the affected property or increase indoor ventilation. In addition, the presence of significant mold or other airborne contaminants could expose us to liability from our tenants, employees of our tenants, or others if property damage or personal injury occurs.

Before completing any property acquisition, we typically obtain environmental assessments in order to identify potential environmental concerns at the property. These assessments are carried out in accordance with the Standard Practice for Environmental Site Assessments (ASTM Practice E 1527-13) as set by ASTM International, formerly known as the American Society for Testing and Materials, and generally include a physical site inspection, a review of relevant federal, state, and local environmental and health agency database records, one or more interviews with appropriate site-related personnel, review of the property’s chain of title, and review of historical aerial photographs and other information on past uses of the property. These assessments are limited in scope. If, however, recommended in the initial assessments, we may undertake additional assessments such as soil and/or groundwater sampling or other limited subsurface investigations and ACM or mold surveys to test for substances of concern. A prior owner or operator of a property or historical operations at or near our properties may have created a material environmental condition that is not known to us or the independent consultants preparing the site assessments. Material environmental conditions may have arisen after the review was completed or may arise in the future, and future laws, ordinances, or regulations may impose material additional environmental liability. If environmental concerns are not satisfactorily resolved in any initial or additional assessments, we may obtain environmental insurance policies to insure against potential environmental risk or loss depending on the type of property, the availability and cost of the insurance, and various other factors we deem relevant (e.g., an environmental occurrence affects one of our properties where our lessee may not have the financial capability to honor its indemnification obligations to us). Our ultimate liability for environmental conditions may exceed the policy limits on any environmental insurance policies we obtain, if any.

Generally, our leases require the lessee to comply with environmental law and provide that the lessee will indemnify us for any loss or expense we incur as a result of lessee’s violation of environmental law or the presence, use or release of hazardous materials on our property attributable to the lessee. If our lessees do not comply with environmental law, or we are unable to enforce the indemnification obligations of our lessees, our results of operations would be adversely affected.

We cannot predict what other environmental legislation or regulations will be enacted in the future, how existing or future laws or regulations will be administered or interpreted, or what environmental conditions may be found to exist on the properties in the future. Compliance with existing and new laws and regulations may require us or our tenants to spend funds to remedy environmental problems. If we or our tenants were to become subject to significant environmental liabilities, we could be materially and adversely affected.

Tax Regulation

We elected to be taxed as a REIT under the Internal Revenue Code of 1986, (as amended, the “Code”) beginning with our taxable year ended December 31, 2008. We believe that as of such date we have been organized and have operated in a manner to qualify for taxation as a REIT for U.S. federal income tax purposes. We intend to continue to be organized and operate in such a manner. In order to qualify as a REIT, we are required under the Code, among other things, to distribute annually at least 90% of our REIT taxable income, determined without regard to the dividends paid deduction and excluding any net capital gain. In addition, we will be subject to income tax at the corporate rate to the extent that we distribute less than 100% of our REIT taxable income, determined without regard to the dividends paid deduction and including any net capital gain. As a result of our distribution requirements, we rely, in part, on third-party sources to fund our capital needs. Additionally, if we were to lose REIT status we would face significant tax consequences that would substantially reduce our cash available for distribution to our stockholders.

Company Information

Our filings with the SEC, including our annual reports on Form 10-K, quarterly reports on Form 10-Q, current reports on Form 8-K, and amendments to those reports, filed or furnished pursuant to Section 13(a) or 15(d) of the Exchange Act, as well as our proxy statements, are accessible free of charge at <http://investors.bnl.broadstone.com> as soon as reasonably practicable after we electronically file such material with, or furnish it to, the SEC. You may access materials we file with the SEC through the EDGAR database at the SEC’s website at <http://www.sec.gov>.

We have adopted our Code of Ethics and Business Conduct Policy to ensure that our business is conducted in accordance with the highest moral, legal, and ethical standards by our officers, directors, and employees. The Code of Ethics and Business Conduct Policy is available on our website, <http://investors.bnl.broadstone.com>, together with the charters of the Board of Director’s Audit Committee, Compensation Committee, and Nominating and Corporate Governance Committee, as well as other corporate governance policies and documents. Amendments to, and waivers granted to our directors and executive officers under our Code of Ethics and Business Conduct Policy, if any, will be posted in this area of our website. Copies of these materials are available in print to any stockholder who requests them. Stockholders should direct such requests in writing to Investor Relations Department, Broadstone Net Lease, Inc., 207 High Point Drive, Suite 300, Victor, New York 14564. Investors may also call (585) 287-6500.

Item 1A. Risk Factors

Summary Risk Factors

You should carefully consider the matters discussed in the “Risk Factors” section beginning on page 18 of this Annual Report on Form 10-K for factors you should consider before investing in our common stock:

- Single-tenant leases involve significant risks of tenant default and tenant vacancies, which could materially and adversely affect us.
- We have limited opportunities to increase rents under our long-term leases with tenants, which could impede our growth and materially and adversely affect us.
- Our growth depends upon future acquisitions of properties, and we may be unable to identify or complete suitable acquisitions of properties, which may impede our growth, and our future acquisitions may not yield the returns we seek.
- An increase in market interest rates could increase our interest costs on existing and future debt and could adversely affect our stock price, and a decrease in market interest rates could lead to additional competition for the acquisition of real estate, which could adversely affect our results of operations.
- Our portfolio is concentrated in certain states, and any adverse developments and economic downturns in these geographic markets could materially and adversely affect us.
- Our portfolio is concentrated in certain property types and any adverse developments relating to one or more of these property types could materially and adversely affect us.
- We may be unable to renew leases, re-lease properties as leases expire, or lease vacant spaces on favorable terms or at all, which, in each case, could materially and adversely affect us.
- We could face potential material adverse effects from the bankruptcies or insolvencies of our tenants.
- We may engage in development or expansion projects, including speculative development projects, which would subject us to additional risks that could negatively impact our operations.
- Global and U.S. financial markets and economic conditions, such as inflation, may materially and adversely affect us and the ability of our tenants to make rental payments to us pursuant to our leases.
- As of December 31, 2024, we had approximately \$1.9 billion principal balance of indebtedness outstanding, which may expose us to the risk of default under our debt obligations.
- Our Revolving Credit Facility and term loan agreements contain various covenants which, if not complied with, could accelerate our repayment obligations, thereby materially and adversely affecting us.
- We are a holding company with no direct operations and rely on funds received from the OP to pay liabilities.
- Failure to qualify as a REIT would materially and adversely affect us and the value of our common stock.
- The market price and trading volume of shares of our common stock may be volatile.
- We may not be able to make distributions to our stockholders at the times or in the amounts we expect, or at all.

Risk Factors

The following are some of the risks and uncertainties that could cause our actual results to differ materially from those presented in our forward-looking statements. You should consider carefully the risks described below and the other information in this Annual Report on Form 10-K, including our Consolidated Financial Statements and the related notes. The risks and uncertainties described below are not the only ones we face but do represent those risks and uncertainties that we believe are material to us. Additional risks and uncertainties not presently known to us or that we currently deem immaterial may also harm our business.

Risks Related to Our Business and Properties

Single-tenant leases involve significant risks of tenant default and tenant vacancies, which could materially and adversely affect us.

Our portfolio consists primarily of single-tenant net leased properties and we are dependent on our tenants for substantially all of our revenue. As a result, our success depends on the financial stability of our tenants. The ability of our tenants to meet their obligations to us, including their obligations to pay rent, maintain certain insurance coverage, pay real estate taxes, and maintain the properties in a manner so as not to jeopardize their operations depends on the performance of their business and industry, as well as general market and economic conditions, which are outside of our control. At any given time, any tenant may experience a downturn in its business that may weaken its operating results or the overall financial condition of individual properties or its business as whole. As a result, a tenant may fail to make rental payments when due, decline to extend a lease upon its expiration, become insolvent, or declare bankruptcy. An actual or anticipated tenant default, bankruptcy, or vacancy, or speculation in the press or investment community about an actual or anticipated tenant default, bankruptcy, or vacancy may also negatively affect our share price or result in fluctuations in the market price or trading volume of shares of our common stock. The financial failure of, or default in payment by, a single tenant under its lease is likely to cause a significant or complete reduction in our rental revenue from that property and a reduction in the value of the property. We may also experience difficulty or a significant delay in re-leasing or selling such property. The occurrence of one or more tenant defaults could materially and adversely affect us.

This risk is magnified in situations where we lease multiple properties to a single tenant under a master lease. As of December 31, 2024, master leases contributed to approximately 69.1% of our ABR associated with multi-site tenants (394 of 656 multi-site tenant properties), and approximately 41.4% of our overall ABR (394 of our 765 properties). Although the master lease structure may be beneficial to us because it restricts the ability of tenants to remove individual underperforming assets, there is no guarantee that a tenant will not default in its obligations to us or decline to renew its master lease upon expiration. A tenant failure or default under a master lease could reduce or eliminate rental revenue from multiple properties and reduce the value of such properties. The default of a tenant that leases multiple properties from us or its decision not to renew its master lease upon expiration could materially and adversely affect us.

We have limited opportunities to increase rents under our long-term leases with tenants, which could impede our growth and materially and adversely affect us.

We typically lease our properties pursuant to long-term net leases with initial terms of 10 years or more that often have renewal options. As of December 31, 2024, the ABR weighted average remaining term of our leases was approximately 10.2 years, excluding renewal options. Substantially all of our leases provide for periodic rent escalations, but these built-in increases may be less than what we otherwise could achieve in the market. Most of our leases contain rent escalators that increase rent at a fixed amount on fixed dates, which may be less than prevailing market rates over the lease duration. For those leases that contain rent escalators based on CPI changes, our rent increases during periods of low inflation or deflation may be less than what we otherwise could achieve in the market. Conversely, during times when inflation is greater than the increases in rent provided by our leases, rent increases will not keep up with the rate of inflation and may fail to keep pace with rising costs. As a result, the long-term nature of our leases could impede our growth and materially and adversely affect us. In addition, properties leased pursuant to long-term leases at below market rental rates or with below market rent escalations may be less attractive to potential buyers, which could affect our ability to sell such properties at an acceptable price or at all.

Our growth depends upon future acquisitions of properties, and we may be unable to identify or complete suitable acquisitions of properties, which may impede our growth, and our future acquisitions may not yield the returns we seek.

Our business model depends significantly on acquiring new properties. From 2015 to 2024, we acquired an average of \$560.0 million of new properties per year, with a low of \$100.0 million and a high of \$1.0 billion. Our ability to continue to grow requires us to identify and complete acquisitions that meet our investment criteria and depends on general market and economic conditions. Changes in the volume of real estate transactions, the availability of acquisition financing, capitalization rates, interest rates, competition, or other factors may negatively impact our acquisition opportunities in 2025 and beyond. If we are unable to achieve growth through acquisitions, it could materially and adversely affect us.

We may not be able to obtain acquisition financing or obtain other capital from third-party sources on favorable terms or at all, which could materially and adversely affect our growth prospects and our business.

In order to qualify as a REIT, we are required under the Code, among other things, to distribute annually at least 90% of our REIT taxable income, determined without regard to the dividends paid deduction and excluding any net capital gain. In addition, we will be subject to income tax at the corporate rate to the extent that we distribute less than 100% of our REIT taxable income, determined without regard to the dividends paid deduction and including any net capital gain. Because of these distribution requirements, we may not be able to fund future capital needs, including any necessary acquisition financing, or repay debt obligations from operating cash flow. Consequently, we expect to rely, in part, on third-party sources to fund our capital needs. We may not be able to obtain the financing on favorable terms or at all. Our access to third-party sources of capital from the equity and/or debt markets depends, in part, on:

- general market conditions;
- the market's perception of our growth potential;
- our current debt levels;
- our current and expected future earnings;
- the performance of our portfolio;
- our cash flow and cash distributions;
- external valuations by credit ratings agencies and analysts; and
- the market price per share of our common stock.

If we cannot obtain capital from third-party sources, we may not be able to acquire properties when strategic opportunities exist, meet the capital and operating needs of our existing properties, or satisfy our debt service obligations, which could materially and adversely affect us.

An increase in market interest rates could increase our interest costs on existing and future debt and could adversely affect our stock price, and a decrease in market interest rates could lead to additional competition for the acquisition of real estate, which could adversely affect our results of operations.

If interest rates increase, so could our interest costs for any new debt and our existing variable-rate debt obligations. Absent a simultaneous increase in acquisition yields, this increased cost could make the financing of any acquisition more expensive and lower our current and future period earnings. Rising interest rates could limit our ability to refinance existing debt when it matures or cause us to pay higher interest rates upon refinancing. See "Risks Related to Debt Financing" for additional information. In addition, an increase in interest rates could decrease the access current and prospective tenants have to credit, thereby decreasing the amount they are willing to pay to lease our assets and consequently limiting our ability, if necessary, to reposition our portfolio promptly in response to changes in economic or other conditions. Furthermore, the distribution yield on our common stock will influence the price of such common stock. Thus, an increase in market interest rates may lead prospective purchasers of our common stock to expect a higher distribution yield, which could adversely affect the market price of our common stock. See "Risks Related to Ownership of Our Common Stock" for more information. In addition, decreases in interest rates may lead to additional competition for the acquisition of real estate due to a reduction in desirable alternative income-producing investments. Increased competition for the acquisition of real estate may lead to a decrease in the yields on real estate we have targeted for acquisition. In such circumstances, if we are not able to offset the decrease in yields by obtaining lower interest costs on our borrowings, our results of operations will be adversely affected.

As we continue to acquire properties pursuant to our investment strategy, our portfolio may become less diversified, which could materially and adversely affect us.

In pursuing our investment strategy, we may acquire properties that cause our portfolio to become less diversified. If our portfolio becomes less diverse, our business may become subject to greater risk, including tenant bankruptcies, adverse industry trends, and economic downturns in a particular geographic area. As a result, if any such risks of a less diversified portfolio are realized, we could be materially and adversely affected.

We face significant competition for acquiring properties from both publicly traded REITs and private investors that have greater resources than we do, which could materially and adversely affect us.

We face significant competition from other entities engaged in real estate investment activities, including publicly traded and privately held REITs, private and institutional real estate investors, sovereign wealth funds, banks, insurance companies, investment banking firms, lenders, specialty finance companies, and other entities. Some of our competitors are larger and may have considerably greater financial, technical, leasing, underwriting, marketing, and other resources than we do. Some competitors may have a lower cost of capital and access to funding sources that may not be available to us. In addition, other competitors may have higher risk tolerances or different risk assessments and may not be subject to the same operating constraints, including maintaining REIT status. This competition may result in fewer acquisitions, higher prices, lower yields, less desirable property types, and acceptance of greater risk. As a result, we cannot provide any assurance that we will be able to successfully execute our investment strategy. Any failure to grow through acquisitions as a result of the significant competition we face could materially and adversely affect us.

Our portfolio is concentrated in certain states, and any adverse developments and economic downturns in these geographic markets could materially and adversely affect us.

As of December 31, 2024, approximately 37.2% of our ABR came from properties in our top five states: Texas (9.6%), Michigan (9.2%), Florida (6.5%), California (6.1%), and Illinois (5.8%). These geographic concentrations could adversely affect our operating performance if conditions become less favorable in any of the states or markets within which we have a concentration of properties. We can provide no assurance that any of our markets will grow, will not experience adverse developments, or that underlying real estate fundamentals will be favorable to owners and operators of industrial, retail, and other properties. A downturn in the economy in the states or regions in which we have a concentration of properties, or markets within such states or regions, or a slowdown in the demand for our tenants' businesses caused by adverse economic, regulatory, or other conditions, could adversely affect our tenants operating businesses in those states and impair their ability to pay rent to us, which, in turn could materially and adversely affect us.

Our portfolio is also concentrated in certain property types and any adverse developments relating to these property types could materially and adversely affect us.

As of December 31, 2024, approximately 59.6% of our ABR came from industrial properties and 31.2% from retail properties. Any adverse developments in these property types could materially and adversely affect us. For example, the demand for industrial space in the United States is generally related to the level of economic output and consumer demand. Accordingly, reduced economic output and/or consumer demand may lead to lower occupancy rates or decreased demand for our industrial properties. In addition, the market for retail properties has been, and could continue to be, adversely affected by weakness in the national, regional, and local economies, the adverse financial condition of some large brands and companies, adverse changes in consumer spending and consumer preferences for retailing, and the excess amount of retail space in a number of markets. Accordingly, decreases in the demand for industrial or retail properties may have a greater adverse effect on us than if we had fewer investments in these industries. It also may be difficult and expensive to re-tenant a property designed for a particular property type with a new tenant that operates in an industry requiring a different property type. As a result, any adverse developments in our concentrated property types could materially and adversely affect us.

If one or more of our top 10 tenants, which together represented approximately 21.9% of our ABR as of December 31, 2024, suffers a downturn in their business, it could materially and adversely affect us.

As of December 31, 2024, our top 10 tenants together represented 21.9% of our ABR. Our largest tenant is Roskam Baking Company, which leases seven properties that in the aggregate represent approximately 4.1% of our ABR. Our top 10 tenants may experience a material business downturn weakening their financial position resulting in their failure to make timely rent payments and/or default under their leases. As a result, our revenue and cash flow could be materially and adversely affected.

We may be unable to sell a property at the time we desire on favorable terms or at all, which could limit our ability to access capital through dispositions and could adversely affect our cash flow, financial condition, and results of operations.

Real estate investments generally cannot be sold quickly. Our ability to dispose of properties on advantageous terms depends on factors beyond our control, including competition from other sellers, increases in market capitalization rates and the availability of attractive financing for potential buyers of our properties, and we cannot predict the various market conditions affecting real estate investments that will exist at any particular time in the future. As a result of the uncertainty of market conditions, we cannot provide any assurance that we will be able to sell properties at a profit, or at all. In addition, and subject to certain safe harbor provisions, the Code generally imposes a 100% tax on gain recognized by REITs upon the sale or disposition of property other than a foreclosure property, if the property is held primarily for sale to customers in the ordinary course of business, rather than for investment, which may cause us to forego or defer sales of properties that otherwise would be attractive from a pre-tax perspective or require us to conduct such sales through our taxable REIT subsidiary ("TRS"), which would be subject to U.S. federal and state income taxation. Accordingly, our ability to access capital through dispositions of properties may be limited, which could limit our ability to fund future capital needs.

We may be unable to renew leases, re-lease properties as leases expire, or lease vacant spaces on favorable terms or at all, which, in each case, could materially and adversely affect us.

Our results of operations depend on our ability to continue to successfully lease our properties, including renewing expiring leases, re-leasing properties as leases expire, leasing vacant space, optimizing our tenant mix, or leasing properties on more economically favorable terms. As of December 31, 2024, 16 leases representing approximately 1.2% of our ABR will expire during 2025. Current tenants may decline, or may not have the financial resources available, to renew current leases and we cannot assure you that leases that are renewed will have terms that are as economically favorable to us as the expiring lease terms. If tenants do not renew the leases as they expire, we cannot provide any assurance that we will be able to find new tenants or that our properties will be re-leased at rental rates equal to or above the current average rental rates or that substantial rent abatements, leasing commissions, tenant improvement allowances, early termination rights, or below-market renewal options will not be required to attract new tenants. We may experience significant costs in connection with re-leasing a significant number of our properties, which could materially and adversely affect us. As of December 31, 2024, two of our properties, representing approximately 0.9% of our portfolio, were unoccupied. We may experience difficulties in leasing these vacant spaces on favorable terms or at all. Any failure to renew leases, re-lease properties as leases expire, or lease vacant space could materially and adversely affect us.

Property vacancies could result in significant capital expenditures and illiquidity, particularly for specialty properties that are suitable for only one use.

The loss of a tenant, either through lease expiration or tenant bankruptcy or insolvency, may require us to spend significant amounts of capital to renovate the property before it is suitable for a new tenant and cause us to incur significant costs. In particular, our specialty properties are designed for a particular type of tenant or tenant use. If tenants of specialty properties do not renew or default on their leases, we may not be able to re-lease properties without substantial capital improvements, which may require significant cost and time to complete. Alternatively, we may not be able to re-lease or sell the property without such improvements or may be required to reduce the rent or selling price significantly. Supply chain disruptions and price fluctuations in the construction and building industry could result in increased costs and significant delays for building renovation and maintenance projects. This potential illiquidity may limit our ability to modify quickly our portfolio in response to changes in economic or other conditions, including tenant demand. Such occurrences could materially and adversely affect us.

We may experience a higher number of tenant defaults because we lease most of our properties to tenants who do not have an investment grade credit rating.

We depend on the ability of our tenants to meet their obligations to pay rent to us due under our lease for substantially all of our revenue. As of December 31, 2024, only approximately 17.4% of our ABR came from tenants who had an investment grade credit rating. A substantial majority of our properties are leased to unrated tenants. Our investments in properties leased to such tenants may have a greater risk of default than investments in properties leased exclusively to investment grade tenants. The ability of an unrated tenant to meet its rent and other obligations under its lease with us may be subject to greater risk than our tenants that have an investment grade rating. When we invest in properties where the tenant does not have a publicly available credit rating, we use certain credit-assessment tools as well as our own estimates of the tenant's credit rating which includes reviewing the tenant's financial information (e.g., financial ratios, net worth, revenue, cash flows, leverage and liquidity, if applicable). Our methods, however, may not adequately assess the risk of an investment and, if our assessment of credit quality proves to be inaccurate, we may be subject to defaults and investors may view our cash flows as less stable. If one or more of our unrated tenants defaults, it could have a material adverse effect on us.

Our underwriting and risk management procedures that we use to evaluate a tenant's credit risk may be faulty, deficient, or otherwise fail to accurately reflect the risk of our investment, which could materially and adversely affect us.

Our underwriting and risk management procedures that we use to evaluate a tenant's credit risk may not be sufficient to identify tenant problems in a timely manner or at all. To evaluate tenant credit risk, we utilize a third-party model, S&P Capital IQ, to help us determine a tenant's implied credit rating when a public rating is not available. However, a rating from S&P Capital IQ is not the same as a published credit rating and lacks extensive company participation that is typically involved when a rating agency publishes a rating. Therefore, such rating may not be as indicative of creditworthiness as a rating published by a nationally recognized statistical rating organization. Tenant credit ratings, public or implied, however, are only one component of how we assess the risk of tenant insolvency. We also use our own internal estimate of the likelihood of an insolvency or default, based on the regularly monitored performance of our properties, our assessment of each tenant's financial health, including profitability, liquidity, indebtedness, and leverage profile, and our assessment of the health and performance of the tenant's particular industry. Our methods, however, may not adequately assess the risk of an investment and, if our assessment of credit quality proves to be inaccurate, we may be subject to defaults and investors may view our cash flows as less stable.

We also rely on information from our tenants to evaluate credit risk and conduct ongoing risk management. As of December 31, 2024, approximately 85.6% of our ABR is received from tenants that are required to provide us with specified financial information on a periodic basis. An additional 8.6% of our ABR is received from tenants who are not required to provide us with specified financial information under the terms of our lease, but whose financial statements are available publicly, either through SEC filings or otherwise. A tenant's failure to provide appropriate information may interfere with our ability to accurately evaluate a potential tenant's credit risk or determine an existing tenant's default risk, the occurrence of either could materially and adversely affect us.

We could face potential material adverse effects from the bankruptcies or insolvencies of our tenants.

If a tenant, or the guarantor of a lease of a tenant, commences, or has commenced against it, any legal or equitable proceeding under any bankruptcy, insolvency, receivership, or other debtor's relief statute or law (collectively, a "bankruptcy proceeding"), we may be unable to collect all sums due to us under that tenant's lease or be forced to "take back" a property as a result of a default or a rejection of a lease by a tenant in a bankruptcy proceeding. In addition, an actual or anticipated tenant bankruptcy or speculation in the press or investment community about an actual or anticipated tenant bankruptcy may also negatively affect our share price or result in fluctuations in the market price or trading volume of shares of our common stock. If a tenant becomes bankrupt or insolvent, federal law may prohibit us from evicting such tenant based solely upon such bankruptcy or insolvency. In addition, a bankrupt or insolvent tenant may be authorized to reject and terminate its lease or leases with us. Any claims against such bankrupt tenant for unpaid future rent would be subject to statutory limitations that would likely result in our receipt of rental revenues that are substantially less than the contractually specified rent we are owed under the lease or leases. Any or all of the lease obligations of our tenants, or any guarantor of our tenants, could be subject to a bankruptcy proceeding which may bar our efforts to collect pre-bankruptcy debts from these entities or their properties, unless we are able to obtain an enabling order from the bankruptcy court. If our lease is rejected by a tenant in bankruptcy, we may only have a general unsecured claim against the tenant and may not be entitled to any further payments under the lease. We may also be unable to re-lease a terminated or rejected space or to re-lease it on comparable or more favorable terms. A bankruptcy proceeding could hinder or delay our efforts to collect past due balances and ultimately preclude collection of these sums, resulting in a decrease or cessation of rental payments, which could materially and adversely affect us.

Our properties may be subject to impairment charges.

We routinely evaluate our real estate investments for impairment indicators. The judgment regarding the existence of impairment indicators is based on factors such as market conditions and tenant performance. For example, the early termination of, or default under, a lease by a tenant may lead to an impairment charge. Since our investment focus is on properties net leased to a single tenant, the financial failure of, or other default by, a single tenant under its lease(s) may result in a significant impairment loss. If we determine that an impairment has occurred, we would be required to make a downward adjustment to the net carrying value of the property, which could have a material adverse effect on our results of operations in the period in which the impairment charge is recorded. Management has recorded impairment charges related to certain properties in each of the years ended December 31, 2024, 2023, and 2022, and may record future impairments based on actual results and changes in circumstances. See "Critical Accounting Policies – Long-Lived Asset Impairment" in Item 7. "Management's Discussion and Analysis of Financial Condition and Results of Operations" for a discussion of real estate impairment charges.

We may engage in development or expansion projects, including speculative development projects, which would subject us to additional risks that could negatively impact our operations.

We may engage in development or expansion projects, which are subject to a number of risks, including construction delays, supply chain disruptions and inflation, price fluctuation of materials, and cost overruns that may increase anticipated project costs. Such development or expansion projects could also require us, our tenants, or any development partners to raise additional capital or obtain zoning, occupancy, or other required governmental permits and authorizations. A decision by any governmental agency not to issue a required permit or substantial delays in the permitting process could cause the incurrence of penalties, delay us from receiving rental payments, result in us receiving reduced rental payments, or prevent us from pursuing the development or expansion project altogether. We also rely on third-party construction managers and/or engineers to monitor certain construction activities. If we engage or partner with a developer, we rely on the developer to monitor construction activities and our interests may not be aligned. Additional risks related to development or expansion projects include, but are not limited to:

- unsuccessful development opportunities could cause us to incur direct expenses;
- construction costs of a project may exceed original estimates, possibly making the project less profitable than originally estimated or unprofitable;
- time required to complete the construction of a project or to lease up the completed project may be greater than originally anticipated, thereby adversely affecting our cash flow and liquidity;
- legal action to compel performance of contractors, developers, or partners may cause delays and our costs may not be reimbursed;
- we may not be able to find tenants to lease the space built on a speculative basis or in a redeveloped or renovated building, which will impact our cash flow and ability to finance or sell such properties;
- possible gaps in warranty obligations of our developers and contractors and the obligations to a tenant;
- occupancy rates and rents of a completed project may not be sufficient to make the project profitable; and
- favorable financing sources to fund development activities may not be available.

The inability to successfully complete development or expansion projects or to complete them on a timely basis could adversely affect our business and results of operations.

We may enter into new transaction structures, including real estate lending opportunities and joint ventures, which would subject us to additional risks that could negatively impact our operations.

We may explore and enter into new transaction structures, including real estate lending opportunities and joint ventures, that may or may not be closely related to our current business. These new transaction structures may have new, different, or increased risks than what we are currently exposed to in our business and we may not be able to manage these risks successfully. Additionally, when investing in such new transaction structures, we will be exposed to the risk that those structures, or the income generated thereby, will affect our ability to meet the requirements to maintain our REIT status and to avoid entity-level taxes, or will subject us to additional regulatory requirements or limitations. If we are not able to successfully manage the risks associated with such new transaction structures, it could have an adverse effect on our business, results of operations, and financial condition.

Security breaches and other technology disruptions could compromise our information systems and expose us to liability, which could materially and adversely affect us.

Information security risks, including risks associated with security breaches through cyber-attacks or cyber-intrusions, malware, computer viruses, attachments to e-mails, persons inside our organization or persons with access to systems inside our organization, and other significant disruptions of our IT networks and related systems, have increased in recent years due to the increased technological sophistication and activities of perpetrators of cyber-attacks, including by computer hackers, foreign governments, and cyber terrorists. Our business involves the storage and transmission of sensitive and confidential information and intellectual property, including tenants' information, private information about our stockholders and our employees, and financial and strategic information about us. In addition to our internal information systems, we also rely on third-party service providers that may have access to such information in connection with providing necessary information technology, security, and other business services to us. If we fail to assess and identify cybersecurity risks associated with our operations, we may become increasingly vulnerable to such risks. Additionally, the measures we have implemented to prevent security breaches and cyber incidents may not be effective. The theft, destruction, loss, misappropriation, or release of sensitive or confidential information or intellectual property, or interference with or disruptions of our IT networks and related systems or the technology systems of third parties on which we rely, could result in business disruption, negative publicity, brand damage, violation of privacy laws, loss of tenants, potential liability, and competitive disadvantage. The costs related to cyber-attacks or other security threats or disruptions may not be fully insured or indemnified by other means. Laws and regulations governing data privacy are constantly evolving. Many of these laws and regulations, including the California Consumer Protection Act, contain detailed requirements regarding collecting and processing personal information, restrict the use and storage of such information, and govern the effectiveness of consumer consent. Any of the above risks could materially and adversely affect us.

Changes in accounting standards may materially and adversely affect us.

From time to time the Financial Accounting Standards Board ("FASB"), and the SEC, which create and interpret accounting standards, may change the financial accounting and reporting standards or their interpretation and application of these standards that will govern the preparation of our financial statements. These changes could materially and adversely affect our reported financial condition and results of operations. In some cases, we could be required to apply a new or revised standard retroactively, resulting in restating prior period financial statements. In addition, any changes may undermine our ability to prepare timely and accurate financial statements, which could result in a lack of investor confidence and could materially and adversely affect us. Similarly, these changes could materially and adversely affect our tenants' reported financial condition or results of operations and affect their preferences regarding leasing real estate as well as their ability to provide accurate or complete financial information to us.

Certain provisions of our leases or loan agreements may be unenforceable, which could materially and adversely affect us.

Our rights and obligations with respect to the leases at our properties, mortgage loans, or other loans are governed by written agreements. A court could determine that one or more provisions of such agreements are unenforceable, such as a particular remedy, a master lease covenant, a loan prepayment provision, or a provision governing our security interest in the underlying collateral of a borrower or lessee. We could be adversely impacted if this were to happen with respect to an asset or group of assets.

We may become subject to litigation, which could materially and adversely affect us.

In the future we may become subject to litigation, including, but not limited to, claims relating to our operations, past and future securities offerings, corporate transactions, and otherwise in the ordinary course of business. Some of these claims may result in significant defense costs and potentially significant judgments against us, some of which are not, or cannot be, insured against. We generally intend to vigorously defend ourselves. However, we cannot be certain of the ultimate outcome of any claims that may arise in the future. Resolution of these types of matters against us may result in our having to pay significant fines, judgments, or settlements, which, if uninsured, or if the fines, judgments, and settlements exceed insured levels, could adversely impact our earnings and cash flows, thereby materially and adversely affecting us. Certain litigation or the resolution of certain litigation may affect the availability or cost of some of our insurance coverage, which could materially and adversely impact us, expose us to increased risks that would be uninsured, and materially and adversely impact our ability to attract directors and officers.

A failure to maintain effective internal controls could materially and adversely affect us.

Effective internal controls over financial reporting, disclosures, and operations are necessary for us to provide reliable financial reports and public disclosures, effectively prevent fraud, and operate successfully. If we cannot provide reliable financial reports and public disclosures or prevent fraud, our reputation and operating results would be harmed. Our internal controls over financial reporting and our operating internal controls may not prevent or detect financial misstatements or loss of assets because of inherent limitations, including the possibility of human error, management override of controls, or fraud. Effective internal controls can provide only reasonable assurance with respect to financial statement accuracy, public disclosures, and safeguarding of assets. Any failure of these internal controls, including any failure to implement required new or improved controls as a result of changes to our business or otherwise, or if we experience difficulties in their implementation, could result in decreased investor confidence in the accuracy and completeness of our financial reports and public disclosures, civil litigation, or investigations by the SEC or other regulatory authorities, and we could fail to meet our reporting obligations, which could materially and adversely affect us.

A limited number of our leases may require us to pay property-related expenses that are not the obligations of our tenants, which could materially and adversely affect us.

Under the terms of substantially all of our leases, our tenants are responsible for the payment or reimbursement of property expenses such as real estate taxes, insurance, maintenance, repairs, and capital costs in addition to satisfying their rent obligations. Under the provisions of a limited number of our existing leases and leases that we may enter into in the future, however, we may be required to pay some or all of the expenses of the property, such as the costs of environmental liabilities, roof and structural repairs, real estate taxes, insurance, certain non-structural repairs, and maintenance. If our properties incur significant expenses that must be paid by us under the terms of our leases, our business, financial condition, and results of operations may be adversely affected and the amount of cash available to meet expenses and to make distributions to our stockholders and unitholders may be reduced.

As a property owner, we may be subject to environmental liabilities, which could be substantial.

There may be known or unknown environmental liabilities associated with properties we previously owned, currently own, or may acquire in the future. Under various federal, state, and local laws and regulations relating to the environment, as a current or former owner or operator of real property, we may be liable for costs and damages resulting from environmental matters, including the presence or discharge of hazardous or toxic substances, waste, asbestos-containing building materials, or petroleum products at, on, in, under or migrating from such property, including costs to investigate or clean up such contamination and liability for personal injury, property damage, or harm to natural resources. Such laws often impose liability without regard to whether the owner or operator knew of, or was responsible for, the presence of such contamination. These costs and damages could be substantial. Certain uses of some properties may have a heightened risk of environmental liability because of the hazardous materials used in performing services on those properties, such as industrial properties or businesses using petroleum products, paint, machine solvents, and other hazardous materials. We typically undertake customary environmental diligence prior to our acquisition of any property, including obtaining Phase I environmental site assessments. The Phase I environmental site assessments are limited in scope and therefore may not reveal all environmental conditions affecting a property. Therefore, there could be undiscovered environmental liabilities on the properties we own.

The known or potential presence of hazardous substances on a property may adversely affect our ability to sell, lease, or improve the property, or to borrow using the property as collateral. In addition, environmental laws may create liens on contaminated properties in favor of the government for damages and costs it incurs to address such contamination. Moreover, if contamination is discovered on our properties, environmental laws may impose restrictions on the manner in which they may be used or which businesses may be operated, and these restrictions may require substantial expenditures.

Although we may obtain insurance for environmental liability for certain properties that are deemed to warrant coverage, our insurance may be insufficient to address any particular environmental situation and we may be unable to continue to obtain insurance for environmental matters, at a reasonable cost or at all, in the future. If our environmental liability insurance is inadequate, we may become subject to material losses for environmental liabilities. Our ability to receive the benefits of any environmental liability insurance policy will depend on the financial stability of our insurance company and the position it takes with respect to our insurance policies.

Although our leases generally require our tenants to operate in compliance with all applicable federal, state, and local environmental laws, ordinances, and regulations, and to indemnify us against any environmental liabilities arising from the tenants' activities on the property, we could nevertheless be subject to liability, as a current or previous owner of real estate, including strict liability, by virtue of our ownership interest and may be required to remove or remediate hazardous or toxic substances on, under, or in a property. Further, there can be no assurance that our tenants, or the guarantor of a lease, could or would satisfy their indemnification obligations under their leases.

Our ability to effectively monitor and respond to the rapid and ongoing developments and often conflicting expectations regarding our corporate responsibility and sustainability efforts may impose unexpected costs or result in reputational or other harm that could have a material adverse effect on our business.

There are rapid and ongoing developments and often conflicting expectations relating to corporate responsibility and sustainability matters as governmental entities, investors, employees, and other stakeholders have begun to focus increasingly on such practices. If we are unable to adequately recognize and effectively respond to such developments and conflicting governmental, societal, investor, and consumer expectations relating to our corporate responsibility and sustainability efforts, we may miss corporate opportunities, become subject to additional scrutiny, incur unexpected and significant costs, or experience damage to our reputation. If any of these events were to occur, there may be a material adverse effect on our business.

We may acquire properties or portfolios of properties through tax deferred contribution transactions, which could result in stockholder dilution and limit our ability to sell such assets.

In the future, we may acquire properties or portfolios of properties through tax deferred contribution transactions in exchange for OP Units, which may result in stockholder dilution. This acquisition structure may have the effect of, among other things, reducing the amount of tax depreciation we could deduct over the tax life of the acquired properties, and may require that we agree to protect the contributors' ability to defer recognition of taxable gain through restrictions on our ability to dispose of the acquired properties and/or the allocation of debt to the contributors to maintain their tax bases. As of December 31, 2024, we were party to tax protection agreements covering two properties. Based on values as of December 31, 2024, taxable sales of the applicable properties would trigger liability under the agreements of approximately \$10.4 million. In addition, in connection with the Company's internalization, we entered into a tax protection agreement with Amy L. Tait, the Company's founder, and certain members of her family, which has a potential liability of up to \$10 million based on values as of December 31, 2024. These restrictions could limit our ability to sell certain assets or the OP (or our interest in the OP) at a time or on terms that would be favorable absent such restrictions.

The departure of any of our key personnel with long-standing business relationships could materially and adversely affect us.

Our success depends to a significant degree upon the continued contributions of certain key personnel including, but not limited to, members of our executive management team. Many of our executive personnel, particularly our senior management team, have extensive experience and strong reputations in the real estate industry and have been instrumental in setting our strategic direction, operating our business, identifying, recruiting, and training key personnel, and arranging necessary financing. The departure of any member of our executive management team, or our inability to attract and retain highly qualified personnel, could adversely affect our business, diminish our investment opportunities, and weaken our relationships with lenders, business partners, existing and prospective tenants, and industry personnel, which could materially and adversely affect us.

Risks Related to Investments in Real Estate

Our operating results are affected by economic and regulatory changes that impact the commercial real estate market in general.

The Company is an industrial-focused, diversified net lease REIT that focuses on investing in income-producing, single-tenant net leased commercial properties, primarily in the United States. The Company leases industrial, retail, and other commercial properties under long-term lease agreements. Accordingly, our performance is subject to risks generally attributable to the ownership of commercial real property, including:

- changes in supply and demand for single-tenant space in the industrial, retail, and other sectors;
- increased competition for real property investments targeted by our investment strategy;
- changes in consumer trends and preferences that affect the demand for products and services offered by our tenants;
- inability to lease or sell properties upon expiration or termination of existing leases and renewal of leases at lower rental rates;
- the subjectivity of real estate valuations and changes in such valuations over time;
- the potential risk of functional obsolescence of properties over time;
- competition from other properties; and
- changes in regulation that affect us or the commercial real estate market in general.

The factors described above are out of our control, and we are unable to predict future changes in such factors. Any negative changes in these factors may cause the value of our real estate to decline, which could materially and adversely affect us.

Global and U.S. financial markets and economic conditions, such as inflation, may materially and adversely affect us and the ability of our tenants to make rental payments to us pursuant to our leases.

A significant portion of our portfolio is leased to tenants operating businesses that directly or indirectly rely on discretionary consumer spending. The success of most of these businesses depends on the willingness of consumers to use discretionary income to purchase their products or services. Our results of operations are sensitive to changes in the overall economic conditions that impact our tenants' financial condition and leasing practices and a downturn in the economy could cause consumers to reduce their discretionary spending, which could result in tenant bankruptcies or otherwise have an adverse impact on our tenants' ability to successfully manage their businesses and pay us amounts due under our lease agreements, thereby materially and adversely affecting us. Accordingly, adverse economic conditions such as high unemployment levels, an increase in interest rates, a decrease in available financing, high inflation, labor and workforce shortages, supply chain issues, tax rates, and fuel and energy costs may have an impact on the results of operations and financial conditions of our tenants. During periods of economic slowdown or recession, rising interest rates and declining demand for real estate may result in a general decline in rents or an increased incidence of defaults under existing leases. A lack of demand for rental space could adversely affect our ability to maintain our current tenants and gain new tenants, which may affect our growth and results of operations. Accordingly, a decline in economic conditions could materially and adversely affect us.

Increased inflation could lead to interest rate increases that could have a negative impact on variable rate debt we currently have or that we may incur in the future, including increases to interest rates on our borrowings set to reprice in the future. During times when inflation is greater than the increases in rent provided by many of our leases, rent increases will not keep up with the rate of inflation. Increased costs may have an adverse impact on our tenants if increases in their operating expenses exceed increases in revenue, which may adversely affect the tenants' ability to pay rent owed to us, which in turn could materially and adversely affect us. Inflation may also have an adverse effect on consumer spending, which could impact our tenants' revenues and their ability to pay rent owed to us, which in turn could materially and adversely affect us.

Our real estate investments are illiquid.

Because real estate investments are relatively illiquid, our ability to adjust our portfolio promptly in response to economic, financial, investment, or other conditions may be limited. We may be unable to realize our investment objective by sale, other disposition, or refinancing at attractive prices within any given period of time, or we may otherwise be unable to complete any exit strategy. Further, certain significant expenditures generally do not change in response to economic or other conditions, such as (i) debt service, (ii) real estate taxes, and (iii) operating and maintenance costs. The inability to dispose of a property at an acceptable price or at all, as well as the combination of variable revenue and relatively fixed expenditures may result, under certain market conditions, in reduced earnings and could have an adverse effect on our financial condition.

We face risks associated with climate change, which could materially and adversely impact us.

As a result of climate change, our properties in certain markets could experience increases in storm intensity, flooding, drought, wildfires, rising sea levels, and extreme temperatures. The potential physical impacts of climate change on our properties are uncertain and would be particular to the geographic circumstances in areas in which we own property. Over time, these conditions could result in volatile or decreased demand for certain of our properties or, in extreme cases, the inability of our tenants to operate the properties at all. Climate change may also have indirect effects on our business by increasing the cost of insurance (or making insurance unavailable), increasing the cost of energy at our properties, or requiring us to spend funds to repair and protect our properties against such risks. Compliance with new federal and state-level laws or regulations related to climate change, including climate change disclosures, compliance with "green" building codes or other laws or regulations relating to reduction of carbon footprints and/or greenhouse gas emissions, may require us to make significant cash expenditures both at the property and corporate level. Furthermore, our tenants' increased costs associated with compliance with such laws or regulations could negatively impact our tenants' operating results and ability to pay rent. Any of these occurrences could materially and adversely impact us.

Natural disasters, pandemics or epidemics, terrorist attacks, other acts of violence or war, or other catastrophic events could materially and adversely impact us.

Natural disasters (e.g., hurricanes, floods, earthquakes, wildfires, or other types of natural disasters), pandemics or epidemics, terrorist attacks, other acts of violence or war, or other catastrophic events could cause damage to our properties, materially interrupt our business operations (or those of our tenants), cause consumer confidence and spending to decrease, or result in increased volatility in the U.S. and worldwide financial markets and economy. We own properties in regions that have historically been impacted by natural disasters and it is probable such regions will continue to be impacted by such events. If a disaster occurs, we could suffer a complete loss of capital invested in, and any profits expected from, the affected properties. Any of these occurrences could materially and adversely affect us.

Insurance on our properties may not adequately cover all losses and uninsured losses could materially and adversely affect us.

Our tenants are generally required to maintain comprehensive insurance coverage for the properties they lease from us pursuant to our net leases. Pursuant to such leases, our tenants are required to name us (and any of our lenders that have a mortgage on the property leased by the tenant) as additional insureds on their liability policies and loss payee (or mortgagee, in the case of our lenders) on their property policies. Additionally, most tenants are required to maintain casualty coverage and most carry limits at 100% of replacement cost. Depending on the location of the property, losses of a catastrophic nature, such as those caused by earthquakes and floods, may be covered by insurance policies that are held by our tenant with limitations such as large deductibles, co-payments, or sub-limits that a tenant may not be able to meet. In addition, losses of a catastrophic nature, such as those caused by wind/hail, hurricanes, terrorism, or acts of war, may be uninsurable or not economically insurable. In the event there is damage to our properties that is not covered by insurance and such properties are subject to recourse indebtedness, we will continue to be liable for the indebtedness, even if these properties are irreparably damaged. In addition, if uninsured damages to a property occur or a loss exceeds policy limits and we do not have adequate cash to fund repairs, we may be forced to sell the property at a loss or to borrow capital to fund the repairs.

Furthermore, in the event we experience a substantial or comprehensive loss of one of our properties, we may not be able to rebuild such property to its existing specifications without significant capital expenditures which may exceed any amounts received pursuant to insurance policies. The loss of our capital investment in or anticipated future returns from our properties due to material uninsured losses could materially and adversely affect us.

Our costs of compliance with laws and regulations may require us or our tenants to make unanticipated expenditures that could reduce the investment return of our stockholders.

All real property and the operations conducted on real property are subject to numerous federal, state, and local laws and regulations. We cannot predict what laws or regulations will be enacted in the future, how future laws or regulations will be administered or interpreted, or how future laws or regulations will affect us or our properties. For example, we may be required to make substantial capital expenditures to comply with applicable fire and safety regulations, building codes, environmental regulations, and other land use regulations, and may be required to obtain approvals from various authorities with respect to our properties, including prior to acquiring a property or when undertaking improvements of any of our existing properties. Additionally, pursuant to the Americans with Disabilities Act (“ADA”), all public accommodations must meet federal requirements related to access and use by disabled persons. Compliance with ADA requirements could require property-level expenditures and non-compliance could result in imposition of fines by the U.S. government or an award of damages to private litigants, or both.

In most instances, our tenants are obligated to comply with these types of laws and regulations pursuant to our leases and cover costs associated with compliance. However, if required changes involve greater expenditures than anticipated or if the changes must be made on a more accelerated basis than anticipated, the ability of our tenants to cover such costs could be adversely affected and we may be required to expend our own funds. Accordingly, compliance with new laws or regulations, or stricter interpretation of existing laws, may require us or our tenants to incur significant expenditures, impose significant liability, restrict or prohibit business activities, and could cause a material adverse effect on us.

Risks Related to Debt Financing

As of December 31, 2024, we had approximately \$1.9 billion principal balance of indebtedness outstanding, which may expose us to the risk of default under our debt obligations.

As of December 31, 2024, we had approximately \$1.9 billion principal balance of indebtedness outstanding. We have incurred, and plan to incur in the future, financing through borrowings under term loans, senior notes, our Revolving Credit Facility, and mortgage loans secured by some or all of our properties. In some cases, the mortgage loans we incur are guaranteed by us, the OP, or both. We may also borrow funds if necessary to satisfy the requirement that we distribute to stockholders as dividends at least 90% of our annual REIT taxable income (computed without regard to the dividends paid deduction and our net capital gain), or otherwise as is necessary or advisable to assure that we maintain our qualification as a REIT for U.S. federal income tax purposes. Payments of principal and interest on borrowings may leave us with insufficient cash resources to meet our cash needs or make the distributions to our common stockholders currently contemplated or necessary to qualify as a REIT. Our level of debt and the limitations imposed on us by our debt agreements could have significant adverse consequences, including the following:

- our cash flow may be insufficient to meet our required principal and interest payments;
- cash interest expense and financial covenants relating to our indebtedness, including a covenant in our Revolving Credit Facility that restricts us from paying distributions if an event of default exists, other than distributions required to maintain our REIT status, may limit or eliminate our ability to make distributions to our common stockholders;
- we may be forced to dispose of properties, possibly on unfavorable terms or in violation of certain covenants to which we may be subject;
- we may default on our obligations and the lenders or mortgagees may foreclose on our properties or our interests in the entities that own the properties that secure their loans and receive an assignment of rents and leases;

- we may be restricted from accessing some of our excess cash flow after debt service if certain of our tenants fail to meet certain financial performance metric thresholds; and
- our default under any loan with cross default provisions could result in a default on other indebtedness.

The occurrence of any of these events could materially and adversely affect us. Furthermore, foreclosures could create taxable income without accompanying cash proceeds, which could hinder our ability to meet the REIT distribution requirements imposed by the Code.

Disruptions in the financial markets and deteriorating economic conditions could adversely affect our ability to obtain debt financing on commercially reasonable terms, refinance existing indebtedness on acceptable terms or at all, and adversely impact our ability to implement our investment strategy and achieve our investment objectives.

We use external financing to refinance indebtedness as it matures and to partially fund our acquisitions. Credit markets may experience significant price volatility, displacement, and liquidity disruptions, including the bankruptcy, insolvency, or restructuring of certain financial institutions. Our access to financing depends on, among other things, conditions in the financial markets. The United States and global financial markets have experienced periods of significant volatility and disruption in the past, and are expected to continue to do so in the future. Recent disruptions in the capital markets have resulted in constrained equity and debt capital available for investment in the real estate market and increases in capitalization rates. Future events or sustained negative conditions may also reduce the availability of financing, make financing terms less attractive, as well as negatively impact the value of our investments in properties. If sufficient sources of external financing are not available to us on cost effective terms, we could be forced to limit our planned business activities or take other actions to fund our business activities and repayment of debt such as selling assets or reducing or maintaining our cash distributions. As a result, we may be unable to fully refinance maturing indebtedness with new indebtedness, which could materially and adversely affect us. Uncertainty in the credit markets could also negatively impact our ability to make acquisitions, make it more difficult or impossible for us to sell properties, or adversely affect the price we receive for properties that we do sell, as prospective buyers may experience increased costs of debt financing or difficulties in obtaining debt financing.

Failure to hedge effectively against interest rate changes may materially and adversely affect us.

To reduce our exposure to variable-rate debt, we enter into interest rate swap agreements to fix the rate of interest as a hedge against interest rate fluctuations on floating-rate debt. These arrangements involve risks and may not be effective in reducing our exposure to interest rate changes. In addition, the counterparties to any hedging arrangements we enter into may not honor their obligations. Failure to hedge effectively against changes in interest rates relating to the interest expense of our future floating-rate borrowings may materially and adversely affect us.

Our Revolving Credit Facility and term loan agreements contain various covenants which, if not complied with, could accelerate our repayment obligations, thereby materially and adversely affecting us.

We are subject to various financial and operational covenants and financial reporting requirements pursuant to the agreements we have entered into governing our Revolving Credit Facility, term loans, and senior notes. These covenants require us to, among other things, maintain certain financial ratios, including leverage, fixed charge coverage, and debt service coverage, among others. As of December 31, 2024, we believe we were in compliance with all of our loan covenants. Our continued compliance with these covenants depends on many factors and could be impacted by current or future economic conditions, and thus there are no assurances that we will continue to comply with these covenants. Failure to comply with these covenants would result in a default which, if we were unable to cure or obtain a waiver from the lenders, could accelerate our repayment obligations and thereby have a material and adverse impact on us.

Further, these covenants, as well as any additional covenants to which we may be subject in the future because of additional borrowings, could cause us to forego investment opportunities, reduce or eliminate distributions to our common stockholders, or obtain financing that is more expensive than financing we could obtain if we were not subject to the covenants. Additionally, these restrictions may adversely affect our operating and financial flexibility and may limit our ability to respond to changes in our business or competitive environment, all of which may materially and adversely affect us.

Failure to maintain our current credit ratings could materially and adversely affect our cost of capital, liquidity, and access to capital markets.

The spread we pay over applicable reference rates for our unsecured credit facilities is determined based on our current credit ratings of 'Baa2' and 'BBB' from Moody's and S&P, respectively. The ratings are based on a number of factors, including an assessment of our financial strength, portfolio size and diversification, credit and operating metrics, and sustainability of cash flow and earnings. If we are unable to maintain our current credit ratings it could adversely affect our cost of capital, liquidity, and access to capital markets. Factors that could negatively impact our credit ratings include, but are not limited to: a significant increase in our leverage on a sustained basis, a significant increase in the proportion of secured debt levels, a significant decline in our unencumbered asset base, and a significant decline in our portfolio diversification.

SOFR has a limited history, is different than LIBOR, and rates derived from SOFR may perform differently than LIBOR would have performed, which could create increased volatility in our cost of borrowing or increase our interest expense.

On June 22, 2017, the Alternative Reference Rates Committee (“ARRC”) convened by the Board of Governors of the Federal Reserve System and the Federal Reserve Bank of New York identified SOFR as the rate that, in the consensus view of the ARRC, represented best practice for use in certain new U.S. dollar derivatives and other financial contracts. SOFR is a broad measure of the cost of cash overnight collateralized by U.S. Treasury securities, and has been published by the Federal Reserve Bank of New York since April 2018. The Federal Reserve Bank of New York has also begun publishing historical indicative Secured Overnight Financing Rates from 2014.

With the discontinuation of LIBOR as a floating rate benchmark, we transitioned the reference interest rate used in connection with our floating rate debt obligations to ones based on SOFR. The composition and characteristics of SOFR are not the same as those of LIBOR, and SOFR is fundamentally different from LIBOR for two key reasons. First, SOFR is a secured rate, while LIBOR is an unsecured rate. Second, SOFR is an overnight rate, while LIBOR is a forward-looking rate that represents interbank funding over different maturities (e.g., three months) and SOFR and SOFR-based rates have a limited history. As a result, it remains uncertain whether SOFR will perform in the same way as LIBOR would have at any time, including, without limitation, as a result of changes in interest and yield rates in the market, market volatility or global or regional economic, financial, political, regulatory, judicial, or other events. In addition, SOFR is a relatively new reference rate and with a limited history, and changes in SOFR have, on occasion, been more volatile than changes in other benchmark or market rates. Accordingly, there can be no assurance that our transition to term SOFR in connection with our floating rate borrowings will not result in increased volatility in our cost of borrowing or increased interest expense.

Additionally, the inability or any inefficiency in market participants ability to hedge SOFR-based transactions or the illiquidity or relative illiquidity in the market for SOFR-based instruments may increase the costs associated with SOFR-based debt instruments or our ability to hedge our exposure to floating interest rates.

We may be adversely affected by changes in CDOR reporting practices, the methods by which CDOR is determined, or the use of alternative reference rates.

As of December 31, 2024, we had approximately C\$100 million of debt outstanding for which the interest rate was tied to the Canadian Dollar Offered Rate (“CDOR”). Additionally, as of December 31, 2024, we had entered into interest rate swaps totaling C\$100 million that fix the CDOR component of our debt through various tenors.

In December 2021, the Canadian Alternative Reference Rate Working Group (“CARR”) which was established by the Bank of Canada’s Canadian Fixed-Income Forum to coordinate Canadian interest rate reform, recommended that Refinitiv Benchmark Services (UK) Limited (“Refinitiv”) cease its calculation and publication of CDOR after June 30, 2024. CARR also recommended that by June 30, 2023, all new securities use the Canadian Overnight Repo Rate Average (“CORRA”), subject to certain limited exceptions. On May 16, 2022, Refinitiv announced the cessation of the calculation and publication of CDOR after June 28, 2024. On January 11, 2023, CARR announced development of a new Term CORRA benchmark.

We are monitoring and evaluating the related risks which arise in connection with transitioning our Canadian dollar-denominated debt to a new alternative rate, including any resulting value transfer that may occur. There can be no assurances as to what alternative interest rates may be and whether such interest rates will be more or less favorable than CDOR and any other unforeseen impacts of the potential discontinuation of CDOR. Any changes in CDOR reporting practices, the methods by which CDOR is determined, or the use of alternative reference rates may adversely affect us.

We may incur mortgage debt on a particular property, which may subject us to certain risks, and the occurrence of any such risk could materially and adversely affect us.

We may incur mortgage debt on a particular property, especially if we believe the property’s projected cash flow is sufficient to service the mortgage debt. In addition, incurring mortgage debt may increase the risk of loss since defaults on indebtedness secured by a property may result in foreclosure actions initiated by lenders and our loss of the property securing the loan that is in default. For U.S. federal income tax purposes, a foreclosure of any of our properties would be treated as a sale of the property for a purchase price equal to the outstanding balance of the debt secured by the mortgage. If the outstanding balance of the debt secured by the mortgage exceeds our tax basis in the property, we would recognize taxable income on foreclosure but would not receive any of the proceeds. We may give full or partial guarantees to lenders to the OP or its affiliates. If we give a guaranty on behalf of the OP, we will be responsible to the lender for satisfaction of the debt if it is not paid by the OP. If any mortgages contain cross-collateralization or cross-default provisions, there is a risk that more than one of our real properties may be affected by a default. If any of our properties are foreclosed upon due to a default, we could be materially and adversely affected.

Risks Related to Our Organizational Structure

Our Charter contains provisions, including ownership and transfer restrictions, that may delay, discourage, or prevent a takeover or change of control transaction that could otherwise result in a premium price to our stockholders.

Our Charter contains various provisions that are intended to facilitate our qualification as a REIT. For example, our Charter restricts the direct or indirect ownership by one person or entity to no more than 9.8% of the value of our then outstanding shares of capital stock and no more than 9.8% of the value or number of shares, whichever is more restrictive, of our then outstanding common stock unless exempted by our Board of Directors. This restriction may discourage a change of control of us and may deter individuals or entities from making tender offers for shares of our common stock on terms that might be financially attractive to stockholders or which may cause a change in our management. In addition to deterring potential change of control transactions that may be favorable to our stockholders, these provisions may also decrease our stockholders' ability to sell their shares of our common stock. As a result, these charter provisions may negatively impact the market price of our common stock.

We may issue preferred stock or separate classes or series of common stock, which could adversely affect the holders of our common stock.

Our Charter authorizes us to issue up to 520,000,000 shares of stock, and our Board of Directors, without any action by our stockholders, may amend our Charter from time to time to increase or decrease the aggregate number of shares or the number of shares of any class or series of stock that we have authority to issue. Holders of shares of our common stock do not have preemptive rights to acquire any shares issued by us in the future.

In addition, our Board of Directors may classify or reclassify any unissued shares of our common stock or preferred stock and establish the preferences, rights, and powers of any such stock. As a result, our Board of Directors could authorize the issuance of preferred stock or separate classes or series of common stock with terms and conditions that could have priority, with respect to distributions and amounts payable upon our liquidation, over the rights of our common stock. The issuance of shares of such preferred or separate classes or series of common stock could dilute the value of an investment in shares of our common stock. The issuance of shares of preferred stock or a separate class or series of common stock could provide the holders thereof with specified dividend payments and payments upon liquidation prior or senior to those of the common stock, and could also have the effect of delaying, discouraging, or preventing a change in control of us, including an extraordinary transaction (such as a merger, tender offer, or sale of all or substantially all of our assets) that might provide a premium price for holders of our common stock.

Termination of the employment agreements with certain members of our executive management team could be costly.

The employment agreements with certain members of our executive management team provide that if their employment with us terminates under certain circumstances, we may be required to pay them significant amounts of severance compensation, thereby making it costly to terminate their employment.

Our Board of Directors may change our investment and financing policies without stockholder approval, which could materially and adversely alter the nature of an investment in us.

The methods of implementing our investment policies and strategy may vary as new real estate development trends emerge, new investment techniques are developed, and market conditions evolve. Our investment and financing policies are exclusively determined by our Board of Directors and senior management team. Accordingly, our stockholders do not control these policies. Further, our organizational documents do not limit the amount or percentage of indebtedness, funded or otherwise, that we may incur. Although we are not required to maintain a particular leverage ratio, we generally intend to maintain on a sustained basis a level of Net Debt that is generally less than 6.0x our Annualized Adjusted EBITDA. However, from time to time, our ratio of Net Debt to our Annualized Adjusted EBITDA may exceed 6.0x. Our Board of Directors may alter or eliminate our current policy on borrowing at any time without stockholder approval. If this policy changed, we could become more highly leveraged, which could result in an increase in our debt service costs and obligations. Higher leverage also increases the risk of default on our obligations. In addition, a change in our investment policies, including the manner in which we allocate our resources across our portfolio or the types of assets in which we seek to invest, may increase our exposure to interest rate risk, real estate market fluctuations, and liquidity risk. Changes to our policies with regard to the foregoing could materially and adversely affect us.

Our rights and the rights of our stockholders to take action against our directors and officers are limited.

Maryland law provides that a director of a Maryland corporation will not have any liability in that capacity if he or she performs his or her duties in accordance with the applicable standard of conduct. Our Charter limits the liability of our directors and officers to us and our stockholders for money damages to the maximum extent permitted by Maryland law. Therefore, our directors and officers are subject to monetary liability resulting only from:

- actual receipt of an improper benefit or profit in money, property, or services; or
- active and deliberate dishonesty by the director or officer that was established by a final judgment as being material to the cause of action adjudicated.

As a result, we and our stockholders have rights against our directors and officers that are more limited than might otherwise exist. Accordingly, in the event that actions taken by any of our directors or officers impede the performance of our Company, your and our ability to recover damages from such director or officer will be limited. Our Charter and Second Amended and Restated Bylaws also require us to indemnify and advance expenses to our directors and our officers for losses they may incur by reason of their service in those capacities subject to any limitations under Maryland law or in our Charter. Moreover, we have entered into separate indemnification agreements with each of our directors and officers. As a result, we and our stockholders may have more limited rights against these persons than might otherwise exist under common law, which could reduce our stockholders' and our recovery against such persons. In addition, we may be obligated to fund the defense costs incurred by these persons in some cases, which would reduce the cash available for distributions.

We are a holding company with no direct operations and rely on funds received from the OP to pay liabilities.

We are a holding company and conduct substantially all of our operations through the OP. We do not have, apart from an interest in the OP, any independent operations. As a result, we rely on distributions from the OP to pay any distributions we might declare on shares of our common stock. We will also rely on distributions from the OP to meet any of our obligations, including any tax liability on taxable income allocated to us from the OP. In addition, because we are a holding company, your claims as stockholders are structurally subordinated to all existing and future liabilities and obligations (whether or not for borrowed money) of the OP and its subsidiaries. Therefore, in the event of our bankruptcy, liquidation, or reorganization, our assets and those of the OP and its subsidiaries will be able to satisfy the claims of our stockholders only after all of our and the OP and its subsidiaries' liabilities and obligations have been paid in full.

Our UPREIT structure may result in potential conflicts of interest between the interests of our stockholders and members in the OP, which may materially and adversely impede business decisions that could benefit our stockholders.

Conflicts of interest could arise in the future as a result of the relationships between us and our affiliates, on the one hand, and the OP or any future member thereof, on the other. Our directors and officers have duties to our Company under applicable Maryland law in connection with the management of our Company. At the same time, we, as the managing member of the OP, will have fiduciary duties and obligations to the OP and its members under New York law and the OP Agreement in connection with the management of the OP. Our fiduciary duties and obligations, as the managing member of the OP, and its members may come into conflict with the duties of our directors and officers to our Company.

While we intend to avoid situations involving conflicts of interest, there may be situations in which the interests of the OP may conflict with our interests. Our activities specifically authorized by or described in the OP Agreement may be performed by us and will not, in any case or in the aggregate, be deemed a breach of the OP Agreement or any duty owed by us to the OP or any member. In exercising our authority under the OP Agreement, we may, but are under no obligation to, take into account the tax consequences of any action we take. Other than liabilities associated with tax protection agreements that we have entered into, we and the OP have no liability to a non-managing member under any circumstances as a result of an income tax liability incurred by such non-managing member as a result of an action (or inaction) by us pursuant to our authority under the OP Agreement.

The OP Agreement provides that the managing member will not be liable to the OP, its members, or any other person bound by the OP Agreement for monetary damages for losses sustained, liabilities incurred, or benefits not derived by the OP or any member, except for liability for the member's gross negligence or willful misconduct. Moreover, the OP Agreement provides that the OP is required to indemnify the managing member, its affiliates, and certain related persons, and any manager, officer, stockholder, director, member, employee, representative, or agent of the managing member or its affiliates from and against any and all claims that relate to the operations of the OP, except if (i) the act was committed in bad faith, (ii) the act was the result of active and deliberate dishonesty and was material to the cause of action involved, or (iii) it personally gained in fact a financial income or other advantage to which it was not entitled under law.

U.S. Federal Income Tax Risks

Failure to qualify as a REIT would materially and adversely affect us and the value of our common stock.

We elected to be taxed as a REIT under Sections 856 through 860 of the Code and the applicable U.S. Treasury regulations, which contain the requirements for qualifying as a REIT, which we refer to in this Form 10-K as the "REIT Requirements," beginning with our taxable year ended December 31, 2008. We believe that we have been organized and operated in a manner to qualify for taxation as a REIT for U.S. federal income tax purposes commencing with such year, and we intend to continue operating in such a manner. However, we cannot assure you that we have qualified as a REIT, or that we will remain qualified as such in the future. If we lose our REIT status, we will face significant tax consequences that would substantially reduce our cash available for distribution to our stockholders for each of the years involved because:

- we would not be allowed a deduction for distributions to stockholders in computing our taxable income, we would be subject to U.S. federal income tax at the corporate rate, and we could be subject to increased state and local income taxes;
- unless we are entitled to relief under applicable statutory provisions of the Code, we (and our successor) could not elect to be taxed as a REIT for four taxable years following the year during which qualification was lost; and
- for the five years following re-election of REIT status, upon a taxable disposition of an asset owned as of such re-election, we would be subject to corporate level tax with respect to any built-in gain inherent in such asset at the time of re-election.

Any such corporate tax liability could be substantial and would reduce our cash available for, among other things, our operations and distributions to stockholders. In addition, if we fail to qualify as a REIT, we will not be required to make distributions to our stockholders. If this occurs, we may need to borrow funds or liquidate some of our properties in order to pay any applicable taxes. As a result of all these factors, our failure to qualify as a REIT also could impair our ability to execute our investment strategy and raise capital, and could materially and adversely affect the trading price of our common stock.

Even if we remain qualified as a REIT for U.S. federal income tax purposes, we may be subject to other tax liabilities that reduce our cash flow and our ability to make distributions to our stockholders.

Even if we qualify as a REIT, we may be subject to certain U.S. federal, state and local taxes on our income and assets, including taxes on any undistributed income, tax on income from some activities conducted as a result of a foreclosure, and state or local transfer taxes. In addition, we will be subject to a 4% nondeductible excise tax if the actual amount that we distribute to our stockholders in a calendar year is less than a minimum amount specified under the Code. Finally, we could, in certain circumstances, be required to pay an excise or penalty tax or interest charge (which could be significant in amount) in order to utilize one or more relief provisions under the Code to maintain our qualification as a REIT and to avoid the imposition of an entity-level tax. Any of these taxes or interest charges would decrease cash available for distribution to our stockholders. In addition, in order to meet the REIT Requirements, or to avert the imposition of a 100% tax that applies to certain gains derived by a REIT from dealer property or inventory, we have held, and may continue to hold, some of our assets through a TRS that is subject to U.S. federal, state and local corporate taxes. Any of these taxes would decrease cash available for distribution to our stockholders.

To satisfy the REIT distribution requirements, we may be forced to take certain actions to raise funds if we have insufficient cash flow which could materially and adversely affect us and the trading price of our common stock.

To qualify as a REIT, we generally must distribute to our stockholders at least 90% of our REIT taxable income each year, computed without regard to the dividends paid deduction and our net capital gain, and we will be subject to corporate income tax on our undistributed taxable income to the extent that we distribute less than 100% of our REIT taxable income each year, computed without regard to the dividends paid deduction and including our net capital gain. In addition, we will be subject to a 4% nondeductible excise tax on the amount, if any, by which distributions paid by us in any calendar year are less than the sum of 85% of our ordinary income, 95% of our capital gain net income and 100% of our undistributed income from prior years. In order to satisfy these distribution requirements to maintain our REIT status and avoid the payment of income and excise taxes, we may need to take certain actions to raise funds if we have insufficient cash flow, such as borrowing funds, raising additional equity capital, selling a portion of our assets or finding another alternative to make distributions to our stockholders. We may be forced to take those actions even if the then-prevailing market conditions are not favorable for those actions. This situation could arise from, among other things, differences in timing between the actual receipt of cash and recognition of income for U.S. federal income tax purposes, or the effect of non-deductible capital expenditures or other non-deductible expenses, the creation of reserves, or required debt or amortization payments. Such actions could increase our costs and reduce the value of our common stock. These sources, however, may not be available on favorable terms or at all. Our access to third-party sources of capital depends on a number of factors, including the market's perception of our growth potential, our current debt levels, the market price of our common stock, and our current and potential future earnings. We cannot assure you that we will have access to such capital on favorable terms at the desired times, or at all, which may cause us to curtail our investment activities and/or to dispose of assets at inopportune times, and could materially and adversely affect us and the trading price of our common stock.

Further, we may be required to make distributions to stockholders at times when it would be more advantageous to reinvest cash in our business. Compliance with the REIT distribution requirements may hinder our ability to operate solely on the basis of maximizing profits.

The IRS may treat sale-leaseback transactions as loans, which could jeopardize our REIT status or require us to make an unexpected distribution.

We may purchase properties and lease them back to the sellers of such properties. The IRS may take the position that certain of these sale-leaseback transactions that we treat as leases are not "true leases" but are, instead, financing arrangements or loans for U.S. federal income tax purposes.

If a sale-leaseback transaction were so re-characterized, we might fail to satisfy the REIT asset tests, the income tests, or distribution requirements and consequently lose our REIT status effective with the year of re-characterization unless we elect to make an additional distribution to maintain our REIT status. The primary risk relates to the disallowance of deductions for depreciation and cost recovery relating to such property, which could affect the calculation of our REIT taxable income and could cause us to fail the REIT distribution requirement that requires a REIT to distribute at least 90% of its REIT taxable income, computed without regard to the dividends paid deduction and any net capital gain. In this circumstance, we may elect to distribute an additional dividend of the increased taxable income so as not to fail the REIT distribution test. This distribution would be paid to all stockholders at the time of declaration rather than the stockholders that held our shares in the taxable year affected by the re-characterization.

The prohibited transactions tax may limit our ability to engage in sale transactions.

A REIT's net income from prohibited transactions is subject to a 100% penalty tax. In general, prohibited transactions are sales or other dispositions of property, other than foreclosure property, held primarily for sale to customers in the ordinary course of business. Although we do not intend to hold any properties that would be characterized as held for sale to customers in the ordinary course of our business, unless a sale or disposition qualifies under certain statutory safe harbors, such characterization is a factual determination and no guarantee can be given that the IRS would agree with our characterization of our properties or that we will always be able to make use of the available safe harbors.

Complying with the REIT Requirements may limit our ability to hedge effectively and may cause us to incur tax liabilities.

The REIT provisions of the Code substantially limit our ability to hedge our assets and liabilities. Any income from a hedging transaction that we enter into to manage the risk of interest rate changes with respect to borrowings made or to be made to acquire or carry real estate assets, or from certain terminations of such hedging positions, does not constitute "gross income" for purposes of the 75% or 95% gross income tests that apply to REITs, provided that certain identification requirements are met. To the extent that we enter into other types of hedging transactions or fail to properly identify such transaction as a hedge, the income is likely to be treated as non-qualifying income for purposes of the 75% and 95% gross income tests. As a result of these rules, we may be required to limit our use of advantageous hedging techniques or implement those hedges through a TRS. This could increase the cost of our hedging activities because any TRS in which we own an interest may be subject to tax on gains or expose us to greater risks associated with changes in interest rates than we would otherwise want to bear. In addition, losses in any TRS in which we own an interest will generally not provide any tax benefit, except that such losses may be carried forward and may be deducted against 80% of future taxable income in the TRS.

Complying with the REIT Requirements may force us to liquidate or forgo otherwise attractive investments.

To qualify as a REIT, we must continually satisfy tests concerning, among other things, the nature and diversification of our assets, the sources of our income, and the amounts we distribute to our stockholders. In connection with the Company's internalization, we were treated as having acquired substantial amounts of goodwill that may not qualify for the 75% asset test. Compliance with these limitations, particularly given the goodwill that we acquired in the Company's internalization, may hinder our ability to make, and, in certain cases, maintain ownership of certain attractive investments that might not qualify for the 75% asset test. If we fail to comply with the REIT asset test requirements at the end of any calendar quarter, we must correct the failure within 30 days after the end of the calendar quarter or qualify for certain statutory relief provisions to avoid losing our REIT qualification and suffering adverse tax consequences. As a result, we may be required to liquidate or forgo otherwise attractive investments in order to satisfy the asset and income tests or to qualify under certain statutory relief provisions. These actions could have the effect of reducing our income, increasing our income tax liability, and reducing amounts available for distribution to our stockholders. In addition, we may be required to make distributions to stockholders at disadvantageous times or when we do not have funds readily available for distribution, and may be unable to pursue investments (or, in some cases, forego the sale of such investments) that would be otherwise advantageous to us in order to satisfy the REIT Requirements. Accordingly, satisfying the REIT Requirements could materially and adversely affect us. Moreover, if we are compelled to liquidate our investments to meet any of these asset, income, or distribution tests, or to repay obligations to our lenders, we may be unable to comply with one or more of the REIT Requirements or may be subject to a 100% tax on any resulting gain if such sales constitute prohibited transactions.

In certain circumstances, we may be liable for certain tax obligations of certain of the members of the OP.

In certain circumstances, we may be liable for tax obligations of certain of the members of the OP. In connection with certain UPREIT transactions and the Company's internalization, we have entered or may enter into tax protection agreements under which we have agreed to indemnify members of the OP against adverse tax consequences if we were to sell, convey, transfer, or otherwise dispose of our assets in taxable transactions, with specific exceptions and limitations. Pursuant to the tax protection agreements, we have also agreed to ensure that such members of the OP are allocated minimum amounts of the OP's indebtedness. If we fail to meet our obligations under the tax protection agreements, we may be required to reimburse those members of the OP for the amount of the tax liabilities they incur, subject to certain limitations. We may enter into additional tax protection agreements in the future in connection with other UPREIT transactions. Although it may be in our stockholders' best interest that we sell a property, it may be economically disadvantageous for us to do so because of these obligations. In order to limit our exposure to a tax obligation, our use of proceeds from any sales or dispositions of certain properties will be limited.

In connection with acquisitions, we may inherit tax liabilities and attributes of other entities.

From time to time, we or the OP may acquire other corporations or entities and, in connection with such acquisitions, we may succeed to the historical tax attributes and liabilities of such entities. For example, if we acquire appreciated assets from a non-REIT C corporation in a transaction in which the adjusted tax basis of the assets in its hands is determined by reference to the adjusted tax basis of the assets in the hands of the C corporation, we will be subject to entity-level tax on any gain recognized in connection with a disposition (such as a taxable sale) of any such assets during the 5-year period following such acquisition. In addition, in order to qualify as a REIT, we must not have, at the end of any taxable year, any earnings and profits accumulated in a non-REIT year. As a result, if we acquire a C corporation (including upon a liquidation of a TRS), we must distribute the corporation's earnings and profits accumulated prior to the acquisition before the end of the taxable year in which we acquire the corporation. We also could be required to pay the acquired entity's unpaid taxes even though such liabilities arose prior to the time we acquired the entity.

Because each of Trident BRE Holdings I, Inc. and Trident BRE Holdings II, Inc. (the "Blocker Corps") were taxable as a non-REIT C corporation and we acquired their appreciated assets in connection with the Company's internalization in transactions (the "Blocker Corp Mergers") in which the adjusted tax basis of the assets in our hands was determined by reference to the adjusted tax basis of the assets in the hands of each of the Blocker Corps prior to the Blocker Corp Mergers, we will be subject to corporate income tax on the "built-in gain" with respect to the Blocker Corps' assets at the time of the Blocker Corp Mergers if we dispose of those assets in a taxable transaction within five years following the Blocker Corp Mergers. This built-in gain is measured by the difference between the value of the Blocker Corps' assets at the time of the Blocker Corp Mergers and the adjusted basis in those assets. We estimate this built-in gain to be approximately \$56.4 million. The assets of the Blocker Corps we acquired in the Blocker Corp Mergers are the Blocker Corps' interests in BRE. When BRE merged into the OP in a tax-deferred transaction and the Blocker Corps received OP Units, the built-in gain associated with the Blocker Corps' assets became represented as part of an intangible asset on our balance sheet. The disposition of that intangible asset in a taxable transaction within five years following the Blocker Corp Mergers could trigger a corporate income tax on that built-in gain. The most likely transaction in which that intangible asset is disposed of would be a sale of the OP (or our interest in the OP) in a taxable transaction. Thus, if the OP (or our interest in the OP) is sold in a taxable transaction within five years following the Blocker Corp Mergers, we could incur a corporate income tax on approximately \$56.4 million of built-in gain.

In addition to the foregoing, as a result of the Blocker Corp Mergers, we inherited any liability with respect to unpaid taxes of each of the Blocker Corps for any periods prior to the Blocker Corp Mergers.

Changes to the U.S. federal income tax laws could have a material and adverse effect on us.

The IRS, the United States Treasury Department and Congress frequently review U.S. federal income tax legislation, regulations, and other guidance. We cannot predict whether, when or to what extent new U.S. federal tax laws, regulations, interpretations or rulings will be adopted. Any legislative action may prospectively or retroactively modify our tax treatment and, therefore, may adversely affect our taxation or our stockholders. We urge you to consult with your tax advisor with respect to the status of legislative, regulatory or administrative developments and proposals and their potential effect on an investment in our stock. Although REITs generally receive certain tax advantages compared to entities taxed as "C" corporations, it is possible that future legislation would result in a REIT having fewer tax advantages, and it could become more advantageous for a company that invests in real estate to elect to be treated for U.S. federal income tax purposes as a "C" corporation.

Risks Related to Ownership of Our Common Stock

The market price and trading volume of shares of our common stock may be volatile.

The market price of shares of our common stock may fluctuate. In addition, the trading volume in shares of our common stock may fluctuate and cause significant price variations to occur. Historically, these changes frequently appear to occur without regard to the operating performance of the affected companies. Hence, the price of our common stock could fluctuate based upon factors that have little or nothing to do with us in particular. If the market price of shares of our common stock declines significantly, you may be unable to resell your shares of our common stock at or above the public offering price. We cannot assure you that the market price of shares of our common stock will not fluctuate or decline significantly, including a decline below the public offering price, in the future.

Some of the factors that could negatively affect our share price or result in fluctuations in the market price or trading volume of shares of our common stock include:

- actual or anticipated declines in our quarterly operating results or distributions;
- actual or anticipated tenant defaults, bankruptcies, or vacancies, or speculation in the press or investment community about actual or anticipated tenant defaults, bankruptcies, or vacancies;
- changes in government regulations;
- changes in laws affecting REITs and related tax matters;
- the announcement of new transactions by us or our competitors;
- reductions in our FFO, Core FFO, AFFO, or earnings estimates;

- publication of research reports about us or the real estate industry;
- increases in market interest rates that lead purchasers of shares of our common stock to demand a higher yield;
- future equity issuances, or the perception that they may occur, including issuances of common stock upon exercise or vesting of equity awards or redemption of OP Units;
- changes in market valuations of similar companies;
- adverse market reaction to any increased indebtedness we incur in the future;
- additions or departures of key management personnel;
- actions by institutional stockholders;
- differences between our actual financial and operating results and those expected by investors and analysts;
- changes in analysts' recommendations or projections;
- speculation in the press or investment community; and
- the realization of any of the other risk factors presented herein.

In the past, securities class action litigation has been instituted against companies following periods of volatility in the price of their common stock. This type of litigation could result in substantial costs and divert our management's attention and resources, which could have a material adverse effect on our cash flows, our ability to execute our business strategy, and our ability to make distributions to our stockholders.

We may not be able to make distributions to our stockholders at the times or in the amounts we expect, or at all.

We intend to make cash distributions to our stockholders in amounts such that all or substantially all of our taxable income in each year, subject to adjustments, is distributed. However, we may not be able to continue to generate sufficient cash flow from our properties to permit us to make the distributions we expect. Our ability to continue to make distributions in the future may be adversely affected by the risk factors described in this Annual Report on Form 10-K. We can provide no assurance that we will be able to make or maintain distributions and certain agreements relating to our indebtedness may, under certain circumstances, limit or eliminate our ability to make distributions to our common stockholders. For instance, our Revolving Credit Facility contains provisions that restrict us from paying distributions if an event of default exists, other than distributions required to maintain our REIT status. We can give no assurance that rents from our properties will increase, or that future acquisitions of real properties or other investments will increase our cash available for distributions to stockholders. In addition, any distributions will be authorized at the sole discretion of our Board of Directors, and the form, timing, and amount, if any, will depend upon a number of factors, including our actual and projected results of operations, FFO, Core FFO, AFFO, liquidity, cash flows and financial condition, the revenue we actually receive from our properties, our operating expenses, our debt service requirements, our capital expenditures, prohibitions and other limitations under our financing arrangements, our REIT taxable income, the annual REIT distribution requirements, applicable law, and such other factors as our Board of Directors deems relevant.

If we do not have sufficient cash available for distributions, we may need to fund the shortage out of working capital or borrow to provide funds for such distributions, which would reduce the amount of proceeds available for real estate investments and increase our future interest costs. Our inability to make distributions, or to make distributions at expected levels, could result in a decrease in trading price of our common stock.

Future offerings of debt, which would be senior to shares of our common stock upon liquidation, and/or preferred equity securities that may be senior to shares of our common stock for purposes of distributions or upon liquidation, may materially and adversely affect the market price of shares of our common stock.

In the future, we may attempt to increase our capital resources by making additional offerings of debt or preferred equity securities (or causing the OP to issue debt securities). Upon liquidation, holders of our debt securities and preferred stock and lenders with respect to other borrowings will receive distributions of our available assets prior to our stockholders. Additionally, any convertible or exchangeable securities that we issue in the future may have rights, preferences, and privileges more favorable than those of our common stock and may result in dilution to owners of our common stock. Additionally, future issuances or sales of substantial amounts of shares of our common stock may be at prices below the initial public offering price of the shares of our Class A Common Stock and may result in further dilution in our earnings and FFO per share and/or materially and adversely impact the per share trading price of our common stock. Our stockholders are not entitled to preemptive rights or other protections against dilution. Our preferred stock, if issued, could have a preference on liquidating distributions or a preference on distribution payments that could limit our right to make distributions to our stockholders. Because our decision to issue securities in any future offering will depend on market conditions and other factors beyond our control, we cannot predict or estimate the amount, timing, or nature of our future offerings. Our stockholders bear the risk of our future offerings reducing the per share trading price of our common stock.

Sales of substantial amounts of our capital stock in the public markets may dilute your voting power and your ownership interest in us.

Our Charter provides that we may issue up to 500,000,000 shares of common stock, \$0.00025 par value, and 20,000,000 shares of preferred stock, \$0.001 par value per share. Moreover, under Maryland law and as provided in our Charter, a majority of our entire Board of Directors has the power to amend our Charter to increase or decrease the aggregate number of shares of stock or the number of shares of stock of any class or series that we are authorized to issue without stockholder approval. Future issuances of shares of our common stock, securities convertible or exchangeable into common stock, or shares of our preferred stock may dilute the ownership interest of our common stockholders. Because our decision to issue additional equity or convertible or exchangeable securities in any future offering will depend on market conditions and other factors beyond our control, we cannot predict or estimate the amount, timing or nature of our future issuances. In addition, we are not required to offer any such securities to existing stockholders on a preemptive basis. Therefore, it may not be possible for existing stockholders to participate in such future issuances, which may dilute the existing stockholders' interests in us.

Item 1B. Unresolved Staff Comments.

There are no unresolved staff comments.

Item 1C. Cybersecurity

Our EVP and Chief Financial Officer is responsible for the oversight of the Company's information technology and cybersecurity function, which consists of five employees and is led by our VP, Information Systems & Solutions. Our VP, Information Systems & Solutions has over 25 years of experience in information technology leadership, including oversight of information technology general controls and management of information technology security and cybersecurity programs. The information technology and cybersecurity team also includes our Director, Information Technology, who has held information technology leadership roles for over 15 years, including in management of infrastructure, applications, information technology security, and cybersecurity prevention and education programs. The Audit Committee of the Board of Directors oversees the evaluation of the policies and practices developed and implemented by the Company with respect to the risk assessment and risk mitigation of information technology and cybersecurity matters.

The Company has implemented a Computer Security Incident Response Plan (the "Incident Response Plan") that sets forth the process for identifying, responding to, and recovering from cybersecurity incidents. We have a dedicated cross-functional Incident Response Team (the "IRT") that participates in annual tabletop exercises and simulations with our external cybersecurity legal counsel to test the Incident Response Plan as part of our business continuity, incident response, risk assessment, and disaster recovery planning. The IRT is also responsible for evaluating the level of materiality of any cybersecurity incident in accordance with the Incident Response Plan and may engage the services of third-party experts to assist in the event of a cybersecurity incident.

To our knowledge, in the last three years we have not experienced a cybersecurity incident that has had, and we are not aware of any cybersecurity incident that is reasonably likely to have, a material impact on us, our business strategy, results of operations or financial condition. However, as (i) our business involves the storage and transmission of numerous classes of sensitive and confidential information and proprietary information, including tenants' information, private information about our investors and our employees, and financial and strategic information about us and (ii) we also rely on third-party service providers that have access to such information in connection with providing necessary information technology and security and other business services to us, we face risks associated with security breaches through cyber-attacks or cyber-intrusions, malware, computer viruses, attachments to e-mails, persons inside our organization or persons with access to systems inside our organization, and other significant disruptions of our IT networks and related systems that could have a material impact on us, our business strategy, results of operations or financial condition. See "Risks Related to Our Business and Properties – Security breaches and other technology disruptions could compromise our information systems and expose us to liability, which could materially and adversely affect us" for additional information.

In an effort to mitigate the impact of cybersecurity events, we conduct mandatory information technology and cybersecurity training for all employees upon hire and at least annually thereafter, and regularly test our employees for information security awareness and adherence to our information technology and cybersecurity policies, which are reviewed at least annually. We also provide our employees with access to educational newsletters and articles regarding relevant information technology and cybersecurity matters on a regular basis. Additionally, we utilize third-party experts to review and test our information technology infrastructure, including constant monitoring for suspicious activity, routine penetration testing of our networks, and an annual security assessment of the effectiveness of our informational technology environment to identify potential vulnerabilities. For example, our VP, Information Systems & Solutions and Director, Information Technology receive monthly reporting from our managed security service provider and meet regularly to discuss reported activity. Our VP, Information Systems & Solutions and Director, Information Technology also meet with the cybersecurity solutions team at our managed security service provider on a quarterly basis to review and discuss the Company's cybersecurity vulnerability score and key risk indicators, including security alerts, specific vulnerabilities, and remediation cadence, as well as peer comparisons and enhancements to the Company's cybersecurity program. Our third-party service providers of technology services are generally required to provide us with system and organization controls (SOC) reports prior to formal engagement and annually thereafter. The reports are reviewed by our VP, Internal Audit and our VP, Information Systems & Solutions, or their designee(s), to assess and monitor compliance with cybersecurity best practices.

In conjunction with the operational day-to-day processes discussed above, material risks from cybersecurity threats are identified and assessed in connection with the Company's enterprise risk management process. Our Enterprise Risk Management Committee ("ERMC"), which is overseen by our SVP and General Counsel and is comprised of our senior leadership team and key functional personnel, meets quarterly to discuss the Company's enterprise risks, including cybersecurity risks. Cybersecurity risks are reviewed in detail and assigned risk ratings on an annual basis. The ERMC also discusses mitigation efforts, potential enhancements to processes and policies, and key risk indicators for the Company's risks, including cybersecurity risks. The ERMC's annual risk assessment is presented to the Board of Directors and the Audit Committee on an annual basis.

In addition to the Company's annual ERMC risk assessment, our VP, Information Systems & Solutions and Director, Information Technology brief the Audit Committee on information technology and cybersecurity matters at least annually and provide interim updates to the Audit Committee on such matters on a quarterly basis.

Item 2. Properties.

Please refer to Item 1. "Business" of this Annual Report on Form 10-K for information concerning our properties.

Item 3. Legal Proceedings.

From time to time, we are subject to various lawsuits, claims and other legal proceedings that arise in the ordinary course of our business. We are not currently a party to legal proceedings that we believe would reasonably be expected to have material adverse effect on our business, financial condition, or results of operations. We are not aware of any material legal proceedings to which we or any of our subsidiaries are a party or to which any of our property is subject, nor are we aware of any such legal proceedings contemplated by government agencies.

Item 4. Mine Safety Disclosures.

Not applicable.

Part II.

Item 5. Market for Registrant’s Common Equity, Related Stockholder Matters and Issuer Purchases of Equity Securities

Market Information

Our common stock is traded on the New York Stock Exchange under the ticker symbol “BNL.”

Stockholders

As of February 14, 2025, there were approximately 471 holders of record of our common stock. However, because many of our shares of common stock are held by brokers and other institutions on behalf of shareholders, we believe there are considerably more beneficial holders of our common stock than record holders.

Unregistered Sales of Equity Securities and Use of Proceeds from Registered Securities

Not applicable.

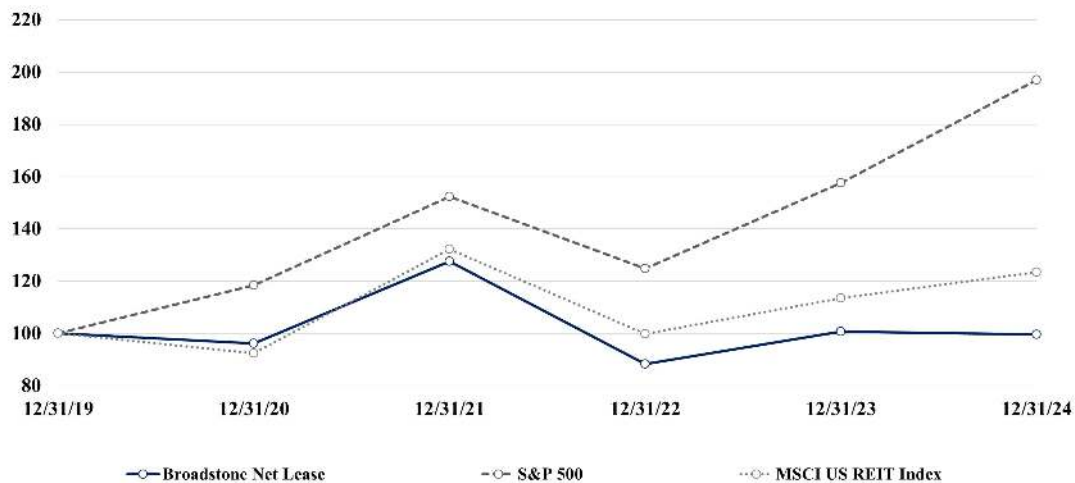
Equity Compensation Plan Information

The information concerning our Equity Compensation Plan will be included in the Proxy Statement to be filed relating to our 2025 Annual Meeting of Stockholders and is incorporated herein by reference.

Performance Graph

The following graph is a comparison of the cumulative total return of shares of our common stock, the S&P 500, and the MCSI US REIT Index. The graph assumes that \$100 was invested on December 31, 2019, in each of shares of our common stock, the S&P 500 and the MCSI US REIT Index, and that all dividends were reinvested. There can be no assurance that the performance of our shares will continue in line with the same or similar trends depicted in the graph below. The MCSI US REIT Index is a free float-adjusted market capitalization index that is comprised of equity REITs. The index is based on MSCI USA Investable Market Index (IMI), its parent index, which captures large, mid, and small capitalization securities. While funds used in this benchmark typically target institutional investors and have characteristics that differ from us (including differing fees), we feel that the MCSI US REIT Index is an appropriate and accepted index for the purpose of evaluating returns on investments in direct real estate funds.

Total Return Performance



	December 31,					
	2019	2020	2021	2022	2023	2024
Broadstone Net Lease	100.00	96.11	127.51	88.30	100.66	99.57
S&P 500	100.00	118.40	152.39	124.79	157.59	197.02
MSCI US REIT Index	100.00	92.43	132.23	99.82	113.54	123.47

Prior to our IPO in September 2020 and the listing of our common stock on the NYSE, we sold shares of common stock in a private offering at a share price established by the committee of our Board of Directors comprised of our independent directors (“Independent Directors Committee”) based on the net asset value of our portfolio, input from management and third-party consultants, and such other factors the Independent Directors Committee deemed necessary. Subsequent to our IPO and listing of our common stock on the NYSE, our share price is determined by market participants.

The information in this “Performance Graph” section is not “soliciting material,” is not deemed “filed” with the SEC, and is not to be incorporated by reference into any of our filings under the Securities Act or the Exchange Act, whether made before or after the date hereof and irrespective of any general incorporation language contained in such filing, except as shall be expressly set forth by specific reference in such filing.

Item 6. [Reserved]

Item 7. Management's Discussion and Analysis of Financial Condition and Results of Operations

The following Management's Discussion and Analysis of Financial Condition and Results of Operations ("MD&A") is intended to help the reader understand our results of operations and financial condition. This MD&A is provided as a supplement to, and should be read in conjunction with, our Consolidated Financial Statements and the accompanying Notes to the Consolidated Financial Statements appearing in Item 8. "Financial Statements and Supplementary Data" in this Annual Report on Form 10-K.

Overview

We are an industrial-focused, diversified net lease real estate investment trust ("REIT") that invests in primarily single-tenant commercial real estate properties that are net leased on a long-term basis to a diversified group of tenants. As of December 31, 2024, our portfolio includes 765 properties, with 758 properties located in 44 U.S. states and seven properties located in four Canadian provinces.

We expect to achieve growth in revenues and earnings through our four core building blocks, which are (1) embedded same store net operating income growth through best-in-class portfolio rent escalations, stable rent collections, minimal credit losses, strong lease rollover outcomes, and accretive recycling, (2) revenue generating capital expenditures with existing tenants, (3) build-to-suit developments, and (4) a diversified acquisition pipeline.

We focus on investing in real estate that is operated by creditworthy single tenants in industries characterized by positive business drivers and trends. We target properties that are an integral part of the tenants' businesses and are therefore opportunities to secure long-term net leases through which our tenants are able to retain operational control of their strategically important locations, while allocating their debt and equity capital to fund core business operations rather than real estate ownership.

- **Diversified Investment Strategy.** We invest in real estate through property acquisitions, revenue generating capital expenditures, build-to-suit developments, and transitional capital. Our investments in these alternatives fluctuate from time to time depending on macroeconomic conditions and business or market trends. Our strong relationships with brokers, developers, and tenants provides access to, off-market and marketed investment opportunities. Off-market transactions are characterized by a lack of a formal marketing process and a lack of widely disseminated marketing materials. Marketed transactions are often characterized by extensive buyer competition. For all investments, we seek to maintain our portfolio's diversification by property type, geography, tenant, and industry in an effort to reduce fluctuations in income caused by underperforming individual real estate assets or adverse economic conditions affecting an entire industry or geographic region.
- **Diversified Portfolio.** As of December 31, 2024, our portfolio comprised approximately 39.4 million rentable square feet of operational space, was highly diversified based on property type, geography, tenant, and industry, and was cross-diversified within each (e.g., property-type diversification within a geographic concentration):
 - Property Type: We are primarily diversified across industrial and retail property types. Within these sectors, we have meaningful concentrations in manufacturing, distribution and warehouse, food processing, general merchandise, casual dining, and quick service restaurants.
 - Geographic Diversification: Our properties are located in 44 U.S. states and four Canadian provinces, with no single geographic concentration exceeding 9.6% of our ABR.
 - Tenant and Industry Diversification: Our properties are occupied by 202 different commercial tenants who operate 190 distinct brands that are diversified across 55 varying industries, with no single tenant accounting for more than 4.1% of our ABR.
- **Strong In-Place Leases with Significant Remaining Lease Term.** As of December 31, 2024, our portfolio was approximately 99.1% leased with an ABR weighted average remaining lease term of approximately 10.2 years, excluding renewal options.
- **Standard Contractual Base Rent Escalation.** Approximately 97.4% of our leases have contractual rent escalations, with an ABR weighted average increase of 2.0%.
- **Extensive Tenant Financial Reporting.** Approximately 94.2% of our tenants, based on ABR, provide financial reporting, of which 85.6% are required to provide us with specified financial information on a periodic basis, and an additional 8.6% of our tenants report financial statements publicly, either through SEC filings or otherwise.

Diversified Investment Activity

During the year ended December 31, 2024, our investment activity consisted of the following:

	For the Three Months Ended				For the Year Ended
	December 31, 2024	September 30, 2024	June 30, 2024	March 31, 2024	December 31, 2024
Acquisitions:					
Acquisition price	\$ —	\$ 69,250	\$ 165,053	\$ —	\$ 234,303
Initial cash capitalization rate	—	7.2 %	7.3 %	—	7.3 %
Straight-line yield	—	8.0 %	8.1 %	—	8.1 %
Weighted average lease term (years)	—	9.4	11.5	—	10.9
Weighted average annual rent increase	—	2.8 %	2.3 %	—	2.4 %
Build-to-suit developments:					
Investments	\$ 22,962	\$ 24,667	\$ 30,583	\$ 37,107	\$ 115,319
Revenue generating capital expenditures:					
Investments	\$ —	\$ —	\$ —	\$ 3,000	\$ 3,000
Initial cash capitalization rate	—	—	—	8.0 %	8.0 %
Weighted average lease term (years)	—	—	—	8.0	8.0
Weighted average annual rent increase	—	—	—	2.5 %	2.5 %
Transitional capital:					
Investments	\$ —	\$ —	\$ 52,200	\$ —	\$ 52,200
Cash capitalization rate	—	—	8.0 %	—	8.0 %
Total investments	\$ 22,962	\$ 93,917	\$ 247,836	\$ 40,107	\$ 404,822
Total initial cash capitalization rate^(a)	—	7.2 %	7.3 %	8.0 %	7.3 %
Total weighted average lease term (years)^(a)	—	9.4	11.5	8.0	10.8
Total weighted average annual rent increase^(a)	—	2.8 %	2.3 %	2.5 %	2.4 %

(a) Due to the nature of (1) transitional capital representing a contractual yield on invested capital, and (2) build-to-suit developments not generating revenue during construction, these are excluded from the calculation of total cash capitalization rates, weighted average lease terms, and weighted average rent increases.

Build-to-Suit Development Projects

The following table summarizes the Company's in-process developments as of December 31, 2024:

Property	Property Type	Projected Rentable Square Feet	Start Date ^(b)	Target Stabilization Date ^(c)	Lease Term (Years)	Total Project Commitment ^(d)	Estimated Total Project Investment ^(e)	Cumulative Investment	Estimated Remaining Investment	Estimated Cash Capitalization Rate ^(f)	Estimated Straight-line Yield
7 Brew (High Point - NC)	Retail	1	Dec. 2024	Feb. 2025	15	\$ 1,975	\$ 1,975	\$ 1,173	\$ 802	8.0 %	8.8 %
Sierra Nevada (Dayton - OH)	Industrial	122	Oct. 2024	Nov. 2025	15	58,563	58,563	4,638	53,925	7.6 %	9.4 %
Sierra Nevada (Dayton - OH)	Industrial	122	Oct. 2024	Mar. 2026	15	55,525	55,525	4,257	51,268	7.7 %	9.6 %
Southwire (Bremen - GA)	Industrial	1,200	Dec. 2024	Jul. 2026	10	115,411	107,333	8,285	99,048	7.6 %	8.6 %
Total		1,445				\$ 231,474	\$ 223,396	\$ 18,353	\$ 205,043		

- (b) The period in which we have acquired access to the land and begun physical construction on a property.
- (c) Represents our current estimate of the period in which we will have substantially completed a project and the project is made available for occupancy. We expect to update our timing estimates on a quarterly basis.
- (d) Represents the contractual maximum amount of costs that we are committed to fund for the build-to-suit development project.
- (e) Represents the estimated costs to be incurred to complete development of each project. We expect to update our estimates upon completion of the project, or sooner if there are any significant changes to expected costs from quarter to quarter. Excludes capitalized costs consisting of capitalized interest and other acquisition costs.
- (f) Calculated by dividing the estimated first year cash yield to be generated on a real estate investment by the Estimated Project Investment for the property.

The following table summarizes the Company's stabilized developments during the year ended December 31, 2024:

Property	Property Type	Rentable Square Feet	Lease Commencement Date ^(g)	Total Project Commitment ^(d)	Estimated Total Project Investment ^(e)	Cumulative Investment	Estimated Remaining Investment	Estimated Cash Capitalization Rate ^(h)	Estimated Straight-line Yield
UNFI (Sarasota - FL)	Industrial	1,016	Sep. 2024	\$ 204,833	\$ 200,958	\$ 190,573	\$ 10,385	7.2 %	8.6 %

(g) The month in which the development was substantially completed and was made available for occupancy.

(h) Revenue on additional fundings will receive a cash capitalization rate of 6.8%.

Factors That Impact Our Result of Operations

Our results of operations and financial condition are affected by numerous factors, many of which are beyond our control. Key factors that typically impact our results of operations and financial condition, include rental rates, property dispositions, lease renewals and occupancy, investment activity, net lease terms, interest expense, general and administrative expenses, tenant bankruptcies, and impairments.

Rental Rates

Our ability to grow rental revenue from our existing portfolio will depend on our ability to realize the rental escalations built into our leases. As of December 31, 2024, leases contributing approximately 97.4% of our ABR provided for increases in future ABR, generally ranging from 1.5% to 3.0% annually, with an ABR weighted average increase of 2.0%. Generally, our rent escalators increase rent on specified dates by a fixed percentage. Approximately 12.1% of our rent escalators are based on an increase in the CPI over a specified period and 2.6% of our leases are flat leases, meaning they do not provide for rent increases during their terms.

Property Dispositions

From time to time, we strategically dispose of properties, primarily when we believe the risk profile has changed and become misaligned with our then current risk-adjusted return objectives. The resulting gains or losses on dispositions may materially impact our operating results, and the recognition of a gain or loss on the sale of real estate varies from transaction to transaction based on fluctuations in asset prices and demand in the real estate market at the time a property is listed for sale.

Lease Renewals and Occupancy

As of December 31, 2024, the ABR weighted average remaining term of our portfolio was approximately 10.2 years, excluding tenant renewal options, and 16 leases, or approximately 1.2% of ABR, will expire during 2025. Approximately 3% of the properties in our portfolio are subject to tenant leases without at least one renewal option. Approximately 67.3% of our ABR was derived from leases that will expire after 2030, and no more than 12.3% of our ABR was derived from leases that expire in any single year up to 2030. The stability of the rental revenue generated by our properties depends principally on our tenants' ability to pay rent and our ability to collect rents, renew expiring leases or re-lease space upon the expiration or other termination of leases, lease currently vacant properties, and maintain or increase rental rates at our leased properties. To the extent our properties become vacant and are not subject to a lease, we would forego rental income while remaining responsible for the payment of property taxes and maintaining the property until it is re-leased, which could negatively impact our operating results. Our portfolio was 99.1% occupied as of December 31, 2024.

Investment Activity

Our historical growth in revenues and earnings has been achieved through rent escalations associated with existing in-place leases, coupled with rental income generated from accretive property investments. Our ability to grow revenue will depend, to a significant degree, on our ability to identify and complete acquisitions that meet our investment criteria. Changes in capitalization rates, interest rates, or other factors may impact our acquisition opportunities in the future. Market conditions may also impact the total returns we can achieve on our investments. Our investment volume also depends on our ability to access third-party debt and equity financing or our ability to recycle capital through property dispositions.

Net Lease Terms

Substantially all of our leases are net, pursuant to which our tenant generally is obligated to pay most recurring expenses associated with the leased property including real estate taxes, insurance, maintenance, and repairs. The remaining leases generally require that we pay some property expenses such as real estate taxes, insurance, or certain repairs and maintenance. Additionally, we seek to use master lease structures when possible, pursuant to which we lease multiple properties to a single tenant on an all or none basis. Master leases strengthen our ability to preserve rental revenue and prevent costs associated with vacancies for underperforming properties. As of December 31, 2024, master leases contributed 69.1% of the ABR associated with multi-site tenants (394 of 656 properties), and 41.4% of our overall ABR (394 of our 765 properties).

Interest Expense

We anticipate that we will continue to incur debt to fund future investment activity, which will increase the amount of interest expense we incur. In addition, although we attempt to limit our total floating-rate debt exposure, changes in the interest rate environment could either increase or decrease our weighted average interest rate in the future. As of December 31, 2024, 97.2% of our \$1.9 billion of debt is fixed through fixed rates and \$939.5 million of interest rate swap notional. As interest rate swaps mature, we will be subject to interest rate risk from changes in rates on our floating-rate debt to the extent we do not enter into new interest rate swaps. Any changes to our debt structure or debt financing associated with property investments, could materially influence our operating results depending on the terms of any such debt. Our current investment grade credit ratings are 'BBB' from S&P Global Ratings ("S&P") and 'Baa2' from Moody's Investors Service ("Moody's"), which allow us to take advantage of the lower cost of debt. However, a downgrade in our credit rating, or interest rate change due to governmental monetary and tax policies, domestic and international economic and political conditions, or other factors beyond our control, could also increase the amount of interest we pay under our debt agreements.

General and Administrative Expenses

Our general and administrative expenses primarily consist of employee compensation and related costs, third party legal, accounting, and consulting expenses, travel and entertainment, and general office expenses.

Impact of Inflation

Our leases with tenants of our properties are long-term in nature, with a current weighted average remaining lease term of 10.2 years as of December 31, 2024. To mitigate the impact of inflation on our fixed revenue streams, we have implemented limited escalation clauses in our leases. As of December 31, 2024, substantially all of our leases had contractual rent escalations, with an ABR weighted average increase of 2.0%. A majority of our leases have fixed annual rent increases or periodic escalations over the term of the lease (e.g., a 10% increase every five years), and the remaining portion has annual rent escalations based on increases in the CPI. These lease escalations mitigate the risk of fixed revenue streams in the case of an inflationary economic environment, and provide increased return in otherwise stable market conditions. As a majority of our portfolio has fixed lease escalations, we are limited in our same store rental revenue inflation protection.

Our focus on single-tenant, net leases also mitigates the potential impact of fluctuations in the cost of services and maintenance as a result of inflation. For a portion of our portfolio, we have leases that are not fully net, and, therefore, we bear certain responsibilities for the maintenance and structural component replacements (e.g., roof, structure, or parking lot) that may be required in the future, although the tenants are still required to pay all operating expenses associated with the property (e.g., real estate taxes, insurance, and maintenance). Inflation and increased costs may have an adverse impact to our tenants and their creditworthiness if the increase in costs are greater than their increase in revenue. Where we cannot implement a net lease, we attempt to limit our exposure to inflation through the use of warranties and other remedies that reduce the likelihood of a significant capital outlay.

Tenant Bankruptcies

Adverse economic conditions, particularly those that affect the markets in which our properties are located, or downturns in our tenants' industries could impair our tenants' ability to meet their lease obligations to us and our ability to renew expiring leases or re-lease space. In particular, the bankruptcy of one or more of our tenants could adversely affect our ability to collect rents from such tenants and maintain our portfolio's occupancy.

Impairments

We review long-lived assets to be held and used for possible impairment when events or changes in circumstances indicate that their carrying amounts may not be recoverable. If, and when, such events or changes in circumstances are present, an impairment exists to the extent the carrying value of the long-lived asset or asset group exceeds the sum of the undiscounted cash flows expected to result from the use of the long-lived asset or asset group and its eventual disposition. Such cash flows include expected future operating income, as adjusted for trends and prospects, as well as the effects of demand, competition, and other factors. An impairment loss is measured as the amount by which the carrying amount of the long-lived asset or asset group exceeds its fair value. Significant judgment is made as to if and when impairment should be taken. If our strategy, or one or more of the assumptions described above, changes in the future, we may have to recognize an impairment. Indications of a tenant's inability to continue as a going concern, plans to vacate the property upon lease expiration, changes in our view or strategy relative to a tenant's business or industry, or changes in our long-term hold strategies, could each be indicative of an impairment triggering event. For the year ended December 31, 2024, we recognized \$49.0 million of impairment due to a change in our long-term hold strategy for 18 properties.

Current Market Conditions and Strategic Priorities

Over the last two fiscal years, challenging capital market conditions directly impacted the broader commercial real estate market and, in particular, the net lease real estate market. During the latter half of fiscal 2022, interest rates began to rise steadily and persisted through fiscal years 2023 and 2024, resulting in a challenging lending environment and a material increase in the cost of capital for commercial real estate buyers and lenders. The increase in interest rates accelerated at a more aggressive pace than commercial real estate capitalization rates, thereby compressing earnings on new investments. More recently, market expectations about expansionary monetary policy resulted in net lease real estate sellers maintaining higher pricing expectations, which ultimately led to a significant decrease in transaction volumes during the latter half of 2023 and throughout 2024. These challenging market conditions have limited and may continue to limit the ability of commercial real estate owners, including us, to complete real estate acquisitions at volume and accretion levels consistent with prior years, resulting in lower earnings growth rates compared to historical periods.

On February 21, 2024, we announced the strategic decision to sell our clinically-oriented healthcare properties as part of our healthcare portfolio simplification strategy. Our decision to sell these assets was in part due to our review of our investment pipeline and expectation that we would fully redeploy the proceeds into our core investment verticals of industrial and retail assets without diluting our per share results. Through December 31, 2024, we have sold 55 clinical healthcare properties for gross proceeds of \$345.6 million, thereby reducing our exposure to clinical healthcare assets to 3.2% of our ABR. We have successfully redeployed all sale proceeds and expect to employ a deliberate and methodical approach to repositioning our remaining clinically-oriented healthcare properties in order to enhance and preserve the value of those assets.

As a result of actual and planned sales from our clinical healthcare portfolio simplification strategy, we have recognized an \$72.6 million gain on sale of real estate and incurred \$71.5 million of impairment charges through December 31, 2024. Outside of gains on sale of real estate and impairments, we do not expect our healthcare portfolio simplification strategy to materially impact our results of operations or financial position.

Results of Operations

Discussion of our Results of Operations for the year ended December 31, 2023 compared to the year ended December 31, 2022 was previously filed in our Annual Report on Form 10-K for the year ended December 31, 2023. See Item 7. “Management’s Discussion and Analysis of Financial Condition and Results of Operations” under the heading “*Results of Operations—Year Ended December 31, 2023 Compared to Year Ended year ended December 31, 2022.*”

Year Ended December 31, 2024 Compared to Year Ended December 31, 2023

Lease revenues, net

<i>(in thousands)</i>	Year ended December 31,		Increase/(Decrease)	
	2024	2023	\$	%
Contractual rental amounts billed for operating leases	\$ 388,074	\$ 388,073	\$ 1	— %
Adjustment to recognize contractual operating lease billings on a straight-line basis	22,163	27,154	(4,991)	(18.4) %
Net write-offs of accrued rental income	(2,556)	(4,266)	1,710	40.1 %
Variable rental amount earned	2,999	2,277	722	31.7 %
Earned income from direct financing leases	2,748	2,752	(4)	(0.1) %
Interest income from sales-type leases	58	58	—	— %
Operating expenses billed to tenants	20,693	20,363	330	1.6 %
Other income from real estate transactions	2,039	7,414	(5,375)	(72.5) %
Adjustment to revenue recognized for uncollectible rental amounts billed, net	(4,418)	(937)	(3,481)	> (100.0) %
Total Lease revenues, net	<u>\$ 431,800</u>	<u>\$ 442,888</u>	<u>\$ (11,088)</u>	<u>(2.5) %</u>

The decrease in Lease revenues, net was primarily due to a decrease in lease termination fee income (classified as other income from real estate transactions in the table above), which fluctuates from period to period, coupled with a decrease in realizable revenues associated with certain clinical healthcare properties. While lease revenues decreased as a result of our healthcare portfolio simplification strategy, this was offset by redeployment into revenue generating properties.

Operating Expenses

<i>(in thousands)</i>	Year ended December 31,		Increase/(Decrease)	
	2024	2023	\$	%
Operating expenses				
Depreciation and amortization	\$ 156,179	\$ 158,626	\$ (2,447)	(1.5) %
Property and operating expense	24,741	22,576	2,165	9.6 %
General and administrative	37,986	39,425	(1,439)	(3.6) %
Provision for impairment of investment in rental properties	49,001	31,274	17,727	56.7 %
Total operating expenses	<u>\$ 267,907</u>	<u>\$ 251,901</u>	<u>\$ 16,006</u>	<u>6.4 %</u>

Depreciation and amortization

The decrease in depreciation and amortization for the year ended December 31, 2024 was primarily due to properties sold in the previous year not having a full year of depreciation in the current year, offset by a full year’s worth of depreciation from property investments made in the previous year as well as partial depreciation from property investments made in the current year.

Property and operating expense

The increase in property and operating expense for the year ended December 31, 2024 was primarily due to a \$2.9 million increase in non-reimbursable property expenses related to a decrease in occupancy, of which \$1.7 million related to real estate taxes.

General and administrative

The decrease in general and administrative expense for the year ended December 31, 2024 was primarily due to a decrease in severance and employee transition costs, and directors and officers insurance premiums associated with the length of time that has elapsed since our initial public offering in 2020.

Provision for impairment of investment in rental properties

The following table presents the impairment charges for their respective periods:

<i>(in thousands, except number of properties)</i>	Year ended December 31,	
	2024	2023
Number of properties	18	4
Carrying value prior to impairment charge	\$ 146,811	\$ 62,720
Fair value	97,810	31,446
Impairment charge	\$ 49,001	\$ 31,274

During the year ended December 31, 2024, we recognized \$49.0 million of impairment on our investments in rental properties, primarily from changes in the Company's long-term hold strategy with respect to the individual properties. Such impairments primarily related to our strategic decision to sell our clinically-oriented healthcare properties as part of our healthcare portfolio simplification strategy. The timing and amount of impairment fluctuates from period to period depending on the specific facts and circumstances.

Other income (expenses)

<i>(in thousands)</i>	Year ended December 31,		Increase/(Decrease)	
	2024	2023	\$	%
Other income (expenses)				
Interest income	\$ 994	\$ 512	\$ 482	94.1 %
Interest expense	(74,077)	(80,053)	(5,976)	(7.5) %
Gain on sale of real estate	73,153	54,310	18,843	34.7 %
Income taxes	(1,175)	(763)	412	54.0 %
Other income (expenses)	6,201	(1,681)	7,882	> 100.0 %

Interest expense

The decrease in interest expense related to capitalizing \$2.3 million more interest on in-process development spend during the year ended December 31, 2024. Additionally, approximately \$1.9 million of the decrease was attributable to a decrease in our weighted average cost and outstanding balance of borrowings on our variable-rate Revolving Credit Facility. At December 31, 2024, the overnight Secured Overnight Financing Rate ("SOFR") was 4.49% compared with the one-month SOFR rate of 5.35% at December 31, 2023. Our weighted average outstanding revolver balance was \$95.8 million for the year ended December 31, 2024 compared to \$121.7 million for the year ended December 31, 2023. Lastly, \$1.7 million of the decrease in interest expense related to swap terminations.

Gain on sale of real estate

Our recognition of a gain or loss on the sale of real estate varies from transaction to transaction based on fluctuations in asset prices and demand in the real estate market. During the year ended December 31, 2024, we recognized a gain of \$73.2 million on the sale of 58 properties, compared to a gain of \$54.3 million on the sale of 14 properties during the year ended December 31, 2023.

Other income (expenses)

The increase in other income (expenses) during the year ended December 31, 2024 was primarily due to a \$6.2 million unrealized foreign exchange gain recognized on the quarterly remeasurement of our \$100 million Canadian Dollars ("CAD") Revolving Credit Facility borrowings, compared to a \$1.7 million unrealized foreign exchange loss recognized during the year ended December 31, 2023.

Net Income and Net earnings per diluted share

<i>(in thousands, except per share data)</i>	Year Ended December 31,		Increase/(Decrease)	
	2024	2023	\$	%
Net income	\$ 168,989	\$ 163,312	\$ 5,677	3.5 %
Net earnings per diluted share	0.86	0.83	0.03	3.6 %

The increase in net income is primarily due to an \$18.8 million increase in the gain on sale of real estate together with a \$7.9 million increase in other income (expenses), and \$6.0 million decrease in interest expense. These are offset by an increase in the provision for impairment of investment in rental properties of \$17.7 million and an \$11.1 million decrease in lease revenues.

GAAP net income includes items such as gain or loss on sale of real estate and provisions for impairment, among others, which can vary from quarter to quarter and impact period-over-period comparisons.

Liquidity and Capital Resources

General

We acquire real estate using a combination of debt and equity capital and with cash from operations that is not otherwise distributed to our stockholders, and proceeds from dispositions of real estate properties. Our focus is on maximizing the risk-adjusted return to our stockholders through an appropriate balance of debt and equity in our capital structure. We are committed to maintaining an investment grade balance sheet through active management of our leverage profile and overall liquidity position. We believe our leverage strategy has allowed us to take advantage of the lower cost of debt while simultaneously strengthening our balance sheet, as evidenced by our current investment grade credit ratings of 'BBB' from S&P and 'Baa2' from Moody's. We seek to maintain on a sustained basis a Leverage Ratio that is generally less than 6.0x. As of December 31, 2024, we had total debt outstanding of \$1.9 billion, Net Debt of \$1.9 billion, Pro Forma Net Debt of \$1.9 billion, a Net Debt to Annualized Adjusted EBITDAre ratio of 5.0x, and a Pro Forma Net Debt to Annualized Adjusted EBITDAre ratio of 4.9x.

Net Debt, Pro Forma Net Debt, and Annualized Adjusted EBITDAre are non-GAAP financial measures, Annualized Adjusted EBITDAre, and Pro Forma Net Debt to Annualized Adjusted EBITDAre are calculated based upon EBITDA, EBITDAre, Adjusted EBITDAre, and Pro Forma Adjusted EBITDAre each of which is also a non-GAAP financial measure. Refer to *Non-GAAP Measures* below for further details concerning our calculation of non-GAAP measures and reconciliations to the comparable GAAP measure.

Liquidity/REIT Requirements

Liquidity is a measure of our ability to meet potential cash requirements, including our ongoing commitments to repay debt, fund our operations, acquire and develop properties, make distributions to our stockholders, and other general business needs. As a REIT, we are required to distribute to our stockholders at least 90% of our REIT taxable income determined without regard to the dividends paid deduction and excluding net capital gains, on an annual basis. As a result, it is unlikely that we will be able to retain substantial cash balances to meet our long-term liquidity needs, including repayment of debt and the acquisition of additional properties, from our annual taxable income. Instead, we expect to meet our long-term liquidity needs primarily by relying upon external sources of capital and proceeds from selective property dispositions.

Short-term Liquidity Requirements

Our short-term liquidity requirements consist primarily of funds necessary to pay for our operating expenses, including our general and administrative expenses as well as interest payments on our outstanding debt, to pay distributions, to fund our acquisitions that are under control or expected to close within a short time period, and to pay for commitments to fund build-to-suit developments, tenant improvements, revenue generating capital expenditures, and transitional capital investments. Under leases where we are required to bear the cost of structural repairs and replacements, we do not currently anticipate making significant capital expenditures or incurring other significant property costs, including as a result of inflationary pressures in the current economic environment, because of the strong occupancy levels across our portfolio and the net lease nature of our leases. We expect to meet our short-term liquidity requirements primarily from cash and cash equivalents balances and net cash provided by operating activities, supplemented by borrowings under our Revolving Credit Facility and capital recycled through selective property dispositions. We use cash on hand and borrowings under our Revolving Credit Facility to initially fund investments, which are subsequently repaid or replaced with proceeds from our equity and debt capital markets activities as well as proceeds from dispositions.

As detailed in the contractual obligations table below, we have approximately \$300.4 million of expected obligations due throughout 2025, primarily consisting of \$169.0 million of commitments to fund investments, \$57.2 million of dividends declared, \$54.1 million of projected interest expense, and \$20.2 million of mortgage amortization. We expect our cash provided by operating activities, as discussed below, will be sufficient to pay for our current obligations including interest and mortgage amortization. We expect to pay for commitments to fund investments and our dividends declared using our Revolving Credit Facility. As of December 31, 2024, we have \$907.0 million of available capacity under our Revolving Credit Facility.

Long-term Liquidity Requirements

Our long-term liquidity requirements consist primarily of funds necessary to repay debt and invest in additional revenue generating properties and build-to-suit developments. We expect to source debt capital from unsecured term loans from commercial banks, revolving credit facilities, private placement senior unsecured notes, and public bond offerings.

The source and mix of our debt capital in the future will be impacted by market conditions as well as our continued focus on lengthening our debt maturity profile to better align with our portfolio's long-term leases, staggering debt maturities to reduce the risk that a significant amount of debt will mature in any single year in the future, and managing our exposure to interest rate risk. We have no material debt maturities until 2026, as detailed in the table below.

We expect to meet our long-term liquidity requirements primarily from borrowings under our Revolving Credit Facility, future debt and equity financings, as well as proceeds from dispositions. Our ability to access these capital sources may be impacted by unfavorable market conditions, particularly in the debt and equity capital markets, that are outside of our control. In addition, our success will depend on our operating performance, our borrowing restrictions, our degree of leverage, and other factors. Our acquisition growth strategy significantly depends on our ability to obtain acquisition financing on favorable terms. We seek to reduce the risk that long-term debt capital may be unavailable to us by strengthening our balance sheet by investing in real estate with creditworthy tenants and lease guarantors, and by maintaining an appropriate mix of debt and equity capitalization. We also, from time to time, obtain or assume non-recourse mortgage financing from banks and insurance companies secured by mortgages on the corresponding specific property subject to limitations imposed by our Revolving Credit Facility covenants and our investment grade credit rating.

Equity Capital Resources

Our equity capital is primarily provided through our at-the-market common equity offering program (“ATM Program”), as well as follow-on equity offerings. During May 2024, we replaced our prior ATM Program with a new ATM Program with the same aggregate gross sales price of up to \$400.0 million. Under the terms of our ATM Program we may, from time to time, publicly offer and sell shares of our common stock having an aggregate gross sales price of up to \$400.0 million. The ATM Program provides for forward sale agreements, which enable us to set the price of shares upon pricing the offering, while delaying the issuance of shares and the receipt of the net proceeds. During the year ended December 31, 2024, in connection with forward sales agreements provided for under the ATM Program, we sold 2,187,700 shares of common stock at a weighted average price of \$18.29 per share, subject to certain adjustments. We expect to settle the outstanding shares of these forward sales agreements before their maturities in August and September 2025. Our estimated net proceeds of these forward sale agreements, assuming physical settlement for cash as of December 31, 2024, is approximately \$38.5 million. We have not settled any part of these forward sales agreements as of December 31, 2024. After considering the shares sold subject to forward sale agreements, we have \$360.0 million of capacity remaining under the ATM Program as of December 31, 2024. There were no shares issued under the ATM Program for the year ended December 31, 2023.

Our public offerings have been used to repay debt, fund acquisitions, and for other general corporate purposes.

As we continue to invest in accretive real estate properties, we expect to balance our debt and equity capitalization, while maintaining a Leverage Ratio below 6.0x on a sustained basis.

Unsecured Indebtedness and Capital Markets Activities as of and for the Year Ended December 31, 2024

The following table sets forth our outstanding Revolving Credit Facility, unsecured term loans and senior unsecured notes at December 31, 2024.

<i>(in thousands, except interest rates)</i>	Outstanding Balance	Interest Rate	Maturity Date
Revolving Credit Facility	\$ 93,014	Applicable reference rate + 0.85% ^(a)	Mar. 2026 ^(d)
Unsecured term loans:			
2026 Unsecured Term Loan	400,000	one-month adjusted SOFR + 1.00% ^(b)	Feb. 2026
2027 Unsecured Term Loan	200,000	daily simple adjusted SOFR + 0.95% ^(c)	Aug. 2027
2029 Unsecured Term Loan	300,000	daily simple adjusted SOFR + 1.25% ^(c)	Aug. 2029
Total unsecured term loans	900,000		
Unamortized debt issuance costs, net	(2,799)		
Total unsecured term loans, net	897,201		
Senior unsecured notes:			
2027 Senior Unsecured Notes - Series A	150,000	4.84%	Apr. 2027
2028 Senior Unsecured Notes - Series B	225,000	5.09%	Jul. 2028
2030 Senior Unsecured Notes - Series C	100,000	5.19%	Jul. 2030
2031 Senior Unsecured Public Notes	375,000	2.60%	Sep. 2031
Total senior unsecured notes	850,000		
Unamortized debt issuance costs and original issuance discount, net	(3,936)		
Total senior unsecured notes, net	846,064		
Total unsecured debt	\$ 1,836,279		

(a) At December 31, 2024, a balance of \$23.5 million was subject to daily simple SOFR. At December 31, 2024, the balance includes \$100 million CAD borrowings remeasured to \$69.5 million USD, and was subject to the daily simple Canadian Overnight Repo Rate Average (“CORRA”) of 3.32%.

(b) At December 31, 2024, one-month SOFR was 4.33%.

(c) At December 31, 2024, overnight SOFR was 4.49%.

(d) Our Revolving Credit Facility contains two six-month extension options subject to certain conditions, including the payment of an extension fee equal to 0.0625% of the revolving commitments.

Revolving Credit Facility

Our Revolving Credit Facility has a \$1.0 billion capacity with a maturity date of March 2026 and contains two six-month extension options, subject to certain conditions, including an extension fee equal to 0.0625%. In addition to USD, borrowings under the Revolving Credit Facility can be made in Pound Sterling, Euros or CAD up to an aggregate amount of \$500.0 million. Borrowings under the amended credit facility are subject to interest only payments at variable rates equal to the applicable reference rate plus a margin of 0.85% based on our current credit ratings of 'BBB' and 'Baa2' from S&P and Moody's, respectively. In addition, the Revolving Credit Facility is subject to a facility fee on the amount of the revolving commitments, based on our credit rating. The applicable facility fee is 0.20% per annum.

2026 Unsecured Term Loan

Borrowings under the 2026 Unsecured Term Loan are subject to interest at variable rates based on one-month adjusted SOFR plus a margin based on our credit rating ranging between 0.85% and 1.65% based on our credit rating.

2027 Unsecured Term Loan and 2029 Unsecured Term Loan

Borrowings under the 2027 Unsecured Term Loan and 2029 Unsecured Term Loan bear interest at variable rates based on daily simple adjusted SOFR plus a margin based on our credit rating ranging between 0.80% and 1.60% per annum for the 2027 Unsecured Term Loan, and 1.15% and 2.20% per annum for the 2029 Unsecured Term Loan.

2027 Senior Unsecured Notes - Series A

The 2027 Senior Unsecured Notes - Series A are payable interest only semiannually during their term, bear interest at a fixed rate of 4.84% per annum, and mature in April 2027.

2028 Senior Unsecured Notes - Series B and 2030 Senior Unsecured Notes - Series C

The 2028 Senior Unsecured Notes - Series B and 2030 Senior Unsecured Notes - Series C are payable interest only semiannually during their term, and bear interest at fixed rates of 5.09% per annum and 5.19% per annum, respectively. Series B Notes mature in July 2028, and the Series C Notes mature in July 2030.

2031 Senior Unsecured Public Notes

Borrowings under the 2031 Senior Unsecured Public Notes are subject to interest only, semi-annual payments at a fixed rate of 2.60% per annum and mature in September 2031.

Debt Covenants

We are subject to various covenants and financial reporting requirements pursuant to our debt facilities, which are summarized below. As of December 31, 2024, we believe we were in compliance with all of our covenants on all outstanding borrowings. In the event of default, either through default on payments or breach of covenants, we may be restricted from paying dividends to our stockholders in excess of dividends required to maintain our REIT qualification. For each of the previous three years, we paid dividends out of our cash flows from operations in excess of the distribution amounts required to maintain our REIT qualification.

Contractual Obligations

The following table provides information with respect to our contractual commitments and obligations as of December 31, 2024 (in thousands). Refer to the discussion in the *Liquidity and Capital Resources* section above for further discussion over our short and long-term obligations.

Year of Maturity	Revolving Credit Facility ^(a)	Mortgages	Term Loans	Senior Notes	Interest Expense ^(b)	Dividends ^(c)	Commitments to Fund Investments ^(d)	Total
2025	\$ —	\$ 20,195	\$ —	\$ —	\$ 54,095	\$ 57,209	\$ 168,950	\$ 300,449
2026	93,014	16,843	400,000	—	69,809	—	70,735	650,401
2027	—	1,596	200,000	150,000	40,487	—	—	392,083
2028	—	38,279	—	225,000	65,599	—	—	328,878
2029	—	—	300,000	—	17,906	—	—	317,906
Thereafter	—	—	—	475,000	16,722	—	—	491,722
Total	\$ 93,014	\$ 76,913	\$ 900,000	\$ 850,000	\$ 264,618	\$ 57,209	\$ 239,685	\$ 2,481,439

- (a) Our Revolving Credit Facility contains two six-month extension options subject to certain conditions, including the payment of an extension fee equal to 0.0625% of the revolving commitments.
- (b) Interest expense is projected based on the outstanding borrowings and interest rates in effect as of December 31, 2024. This amount includes the impact of interest rate swap agreements.
- (c) Amounts include dividends declared as of December 31, 2024 of \$0.29 per common share and OP Unit. Future undeclared dividends have been excluded.
- (d) Amounts include acquisitions under control, defined as under contract or executed letter of intent, and commitments to fund revenue generating capital expenditures, and both current build-to-suit developments and under control build-to-suit developments.

At December 31, 2024, investment in rental property with a book value of \$117.8 million, was pledged as collateral against our mortgages.

In the normal course of business, we enter into various types of commitments to purchase real estate properties. These commitments are generally subject to our customary due diligence process and, accordingly, a number of specific conditions must be met before we are obligated to purchase the properties.

Additionally, we are a party to two separate tax protection agreements with the contributing members of two distinct UPREIT transactions and a third tax protection agreement entered into in connection with the internalization of our management in February 2020. The tax protection agreements require us to indemnify the beneficiaries in the event of a sale, exchange, transfer, or other disposal of the contributed property, and in the case of the tax protection agreement entered into in connection with the Company's internalization, the entire Company, in a taxable transaction that would cause such beneficiaries to recognize a gain that is protected under the agreements, subject to certain exceptions. Based on values as of December 31, 2024, taxable sales of the applicable properties would trigger liability under the three agreements of approximately \$20.4 million. Based on information available, we do not believe that the events resulting in liability as detailed above have occurred or are likely to occur in the foreseeable future. Accordingly, we have excluded these commitments from the contractual commitments table above.

Derivative Instruments and Hedging Activities

We are exposed to interest rate risk arising from changes in interest rates on the floating-rate borrowings under our unsecured credit facilities. Borrowings pursuant to our unsecured credit facilities bear interest at floating rates based on SOFR or CORRA plus an applicable margin. Accordingly, fluctuations in market interest rates may increase or decrease our interest expense, which will in turn, increase or decrease our net income and cash flow.

We attempt to manage the interest rate risk on variable rate borrowings by entering into interest rate swaps. During the year ended December 31, 2024, the Company entered into nine forward-starting interest rate swaps for a total notional amount of \$460.0 million. These forward-starting swap arrangements are effective during various periods between March and December 2025 and mature in 2030. As of December 31, 2024, we had 30 effective and nine forward-starting interest rate swaps with an aggregate notional amount of \$1.4 billion. Under the effective swap agreements, we receive monthly payments from the counterparties equal to the related variable interest rates multiplied by the outstanding notional amounts. In turn, we pay the counterparties each month an amount equal to a fixed interest rate multiplied by the related outstanding notional amounts. The intended net impact of these transactions is that we pay a fixed interest rate on our variable-rate borrowings. The interest rate swaps have been designated by us as cash flow hedges for accounting purposes and are reported at fair value. We assess, both at inception and on an ongoing basis, the effectiveness of our qualifying cash flow hedges. We have not entered, and do not intend to enter, into derivative or interest rate transactions for speculative purposes.

In addition, we own investments in Canada, and as a result are subject to risk from the effects of exchange rate movements in the Canadian dollar, which may affect future costs and cash flows. We funded a significant portion of our Canadian investments through Canadian dollar borrowings under our Revolving Credit Facility, which is intended to act as a natural hedge against our Canadian dollar investments. The Canadian dollar Revolving Credit Facility borrowings are remeasured each reporting period, with the unrealized foreign currency gains and losses flowing through earnings. These unrealized foreign currency gains and losses do not impact our cash flows from operations until settled, and are expected to directly offset the changes in the value of our net investments as a result of changes in the Canadian dollar. Our Canadian investments are recorded at their historical exchange rates, and therefore are not impacted by changes in the value of the Canadian dollar.

Cash Flows

Cash and cash equivalents and restricted cash totaled \$16.0 million, \$20.6 million, and \$60.0 million at December 31, 2024, 2023, and 2022, respectively. The table below shows information concerning cash flows for the years ended December 31, 2024, 2023, and 2022:

<i>(in thousands)</i>	For the Year Ended December 31,		
	2024	2023	2022
Net cash provided by operating activities	\$ 276,253	\$ 271,074	\$ 255,914
Net cash (used in) provided by investing activities	(59,703)	24,338	(859,643)
Net cash (used in) provided by financing activities	(221,189)	(334,820)	636,000
(Decrease) increase in cash and cash equivalents and restricted cash	<u>\$ (4,639)</u>	<u>\$ (39,408)</u>	<u>\$ 32,271</u>

The increase in net cash provided by operating activities during the year ended December 31, 2024 as compared to 2023 was mainly due to a decrease in interest expense. The increase in net cash provided by operating activities during the year ended December 31, 2023 as compared to 2022 was mainly due to growth in our real estate portfolio and associated incremental net lease revenues.

The increase in net cash used in investing activities during the year ended December 31, 2024 as compared to 2023 was mainly due to increased investment volume, partially offset by proceeds from disposition activity. The increase in net cash provided by investing activities during the year ended December 31, 2023 as compared to 2022 was mainly due to increased proceeds from disposition activity.

The decrease in net cash used in financing activities during the year ended December 31, 2024 as compared to the year ended December 31, 2023, mainly reflects an increase in net borrowings on the Revolving Credit Facility and increased distributions paid to shareholders in 2024 compared to 2023. The decrease in net cash provided by financing activities during the year ended December 31, 2023 as compared to the year ended December 31, 2022, mainly reflects a decrease in our total outstanding borrowings in 2023 compared to 2022.

Non-GAAP Measures

FFO, Core FFO, and AFFO

We compute Funds From Operations (“FFO”) in accordance with the standards established by the Board of Governors of Nareit, the worldwide representative voice for REITs and publicly traded real estate companies with an interest in the U.S. real estate and capital markets. Nareit defines FFO as GAAP net income or loss adjusted to exclude net gains (losses) from sales of certain depreciated real estate assets, depreciation and amortization expense from real estate assets, and impairment charges related to certain previously depreciated real estate assets. FFO is used by management, investors, and analysts to facilitate meaningful comparisons of operating performance between periods and among our peers, primarily because it excludes the effect of real estate depreciation and amortization and net gains (losses) on sales, which are based on historical costs and implicitly assume that the value of real estate diminishes predictably over time, rather than fluctuating based on existing market conditions.

We compute Core Funds From Operations (“Core FFO”) by adjusting FFO, as defined by Nareit, to exclude certain GAAP income and expense amounts that we believe are infrequently recurring, unusual in nature, or not related to its core real estate operations, including write-offs or recoveries of accrued rental income, gain on insurance recoveries, lease termination fees and other non-core income from real estate transactions, cost of debt extinguishment, unrealized and realized gains or losses on foreign currency transactions, severance and employee transition costs, and other extraordinary items. Exclusion of these items from similar FFO-type metrics is common within the equity REIT industry, and management believes that presentation of Core FFO provides investors with a metric to assist in their evaluation of our operating performance across multiple periods and in comparison to the operating performance of our peers, because it removes the effect of unusual items that are not expected to impact our operating performance on an ongoing basis.

We compute Adjusted Funds From Operations (“AFFO”), by adjusting Core FFO for certain revenues and expenses that are non-cash or unique in nature, including straight-line rents, amortization of lease intangibles, adjustment to provision for credit losses, amortization of debt issuance costs, amortization of net mortgage premiums, non-capitalized transaction costs such as acquisition costs related to deals that failed to transact, loss on interest rate swaps and other non-cash interest expense, deferred taxes, stock-based compensation, and other specified non-cash items. We believe that excluding such items assists management and investors in distinguishing whether changes in our operations are due to growth or decline of operations at our properties or from other factors. We use AFFO as a measure of our performance when we formulate corporate goals, and is a factor in determining management compensation. We believe that AFFO is a useful supplemental measure for investors to consider because it will help them to better assess our operating performance without the distortions created by non-cash revenues or expenses.

Specific to our adjustment for straight-line rents, our leases include cash rents that increase over the term of the lease to compensate us for anticipated increases in market rental rates over time. Our leases do not include significant front-loading or back-loading of payments, or significant rent-free periods. Therefore, we find it useful to evaluate rent on a contractual basis as it allows for comparison of existing rental rates to market rental rates.

FFO, Core FFO, and AFFO may not be comparable to similarly titled measures employed by other REITs, and comparisons of our FFO, Core FFO, and AFFO with the same or similar measures disclosed by other REITs may not be meaningful.

Neither the SEC nor any other regulatory body has passed judgment on the acceptability of the adjustments to FFO that we use to calculate Core FFO and AFFO. In the future, the SEC, Nareit or another regulatory body may decide to standardize the allowable adjustments across the REIT industry and in response to such standardization we may have to adjust our calculation and characterization of Core FFO and AFFO accordingly.

The following table reconciles net income (which is the most comparable GAAP measure) to FFO, Core FFO and AFFO:

(in thousands, except per share data)	For the Year Ended December 31,		
	2024	2023	2022
Net income	\$ 168,989	\$ 163,312	\$ 129,475
Real property depreciation and amortization	155,844	158,346	154,673
Gain on sale of real estate	(73,153)	(54,310)	(15,953)
Provision for impairment on investment in rental properties	49,001	31,274	5,535
FFO	<u>\$ 300,681</u>	<u>\$ 298,622</u>	<u>\$ 273,730</u>
Net write-offs of accrued rental income	2,676	4,458	1,326
Other non-core income from real estate transactions ^(a)	(2,070)	(7,500)	(2,469)
Gain on insurance recoveries	—	—	(341)
Cost of debt extinguishment	—	3	308
Severance and employee transition costs	385	1,622	401
Other (income) expenses ^(b)	(6,201)	1,678	(5,690)
Core FFO	<u>\$ 295,471</u>	<u>\$ 298,883</u>	<u>\$ 267,265</u>
Straight-line rent adjustment	(21,652)	(26,736)	(21,900)
Adjustment to provision for credit losses	(17)	(10)	(5)
Amortization of debt issuance costs	3,932	3,938	3,692
Amortization of net mortgage premiums	—	(78)	(104)
Non-capitalized transaction costs	951	—	—
Loss on interest rate swaps and other non-cash interest expense	209	1,884	2,514
Amortization of lease intangibles ^(c)	(4,413)	(5,846)	(4,809)
Stock-based compensation	7,355	5,972	5,316
Deferred taxes	155	(282)	204
AFFO	<u>\$ 281,991</u>	<u>\$ 277,725</u>	<u>\$ 252,173</u>

(a) Amount includes \$1.2 million of lease termination fees and \$0.9 million in income for the settlement of a permanent land easement for an insignificant portion of two of our properties during the year ended December 31, 2024. Amount includes \$7.5 million and \$2.5 million in lease termination fees for the year ended December 31, 2023 and 2022, respectively.

(b) Amount includes (\$6.2) million, \$1.7 million, and (\$5.6) million of unrealized foreign exchange (gain) loss for the years ended December 31, 2024, 2023, and 2022, respectively, primarily associated with our Canadian dollar denominated Revolver Credit Facility borrowings.

(c) Amount includes \$1.5 million of accelerated amortization of lease intangibles for an early lease termination of a property during the year ended December 31, 2023.

EBITDA, EBITDAre, Adjusted EBITDAre, Pro Forma Adjusted EBITDAre, Annualized EBITDAre, Annualized Adjusted EBITDAre, and Pro Forma Annualized Adjusted EBITDAre

We compute EBITDA as earnings before interest, income taxes and depreciation and amortization. EBITDA is a measure commonly used in our industry. We believe that this ratio provides investors and analysts with a measure of our performance that includes our operating results unaffected by the differences in capital structures, capital investment cycles and useful life of related assets compared to other companies in our industry. We compute EBITDAre in accordance with the definition adopted by Nareit, as EBITDA excluding gains (losses) from the sales of depreciable property and provisions for impairment on investment in real estate. We believe EBITDA and EBITDAre are useful to investors and analysts because they provide important supplemental information about our operating performance exclusive of certain non-cash and other costs. EBITDA and EBITDAre are not measures of financial performance under GAAP, and our EBITDA and EBITDAre may not be comparable to similarly titled measures of other companies. You should not consider our EBITDA and EBITDAre as alternatives to net income or cash flows from operating activities determined in accordance with GAAP.

We are focused on a disciplined and targeted investment strategy, together with active asset management that includes selective sales of properties. We manage our leverage profile using a ratio of Net Debt to Annualized Adjusted EBITDAre, and Pro Forma Net Debt to Annualized Adjusted EBITDAre, each discussed further below, which we believe is a useful measure of our ability to repay debt and a relative measure of leverage, and is used in communications with our lenders and rating agencies regarding our credit rating. As we fund new investments using our unsecured Revolving Credit Facility, our leverage profile and Net Debt will be immediately impacted by current quarter investments. However, the full benefit of EBITDAre from new investments will not be received in the same quarter in which the properties are acquired. Additionally, EBITDAre for the quarter includes amounts generated by properties that have been sold during the quarter. Accordingly, the variability in EBITDAre caused by the timing of our investments and dispositions can temporarily distort our leverage ratios. We adjust EBITDAre (“Adjusted EBITDAre”) for the most recently completed quarter (i) to recalculate as if all investments and dispositions had occurred at the beginning of the quarter, (ii) to exclude certain GAAP income and expense amounts that are either non-cash, such as cost of debt extinguishments, realized or unrealized gains and losses on foreign currency transactions, or gains on insurance recoveries, or that we believe are one time, or unusual in nature because they relate to unique circumstances or transactions that had not previously occurred and which we do not anticipate occurring in the future, and (iii) to eliminate the impact of lease termination fees and other items that are not a result of normal operations. While investments in build-to-suit developments have an immediate impact to Net Debt, we do not make an adjustment to EBITDAre until the quarter in which the lease commences. We define our Pro Forma Adjusted EBITDAre as Adjusted EBITDAre adjusted to show the impact of estimated contractual revenues based on in-process development spend to-date. Our Pro Forma Net Debt is defined as Net Debt adjusted for estimated net proceeds from forward sale agreements that have not settled as if they have been physically settled for cash as of the period presented. We then annualize quarterly Adjusted EBITDAre and Pro Forma Adjusted EBITDAre by multiplying them by four (“Annualized Adjusted EBITDAre” and “Annualized Pro Forma Adjusted EBITDAre”). You should not unduly rely on this measure as it is based on assumptions and estimates that may prove to be inaccurate. Our actual reported EBITDAre for future periods may be significantly different from our Annualized Adjusted EBITDAre. Adjusted EBITDAre and Annualized Adjusted EBITDAre are not measurements of performance under GAAP, and our Adjusted EBITDAre and Annualized Adjusted EBITDAre may not be comparable to similarly titled measures of other companies. You should not consider our Adjusted EBITDAre and Annualized Adjusted EBITDAre as alternatives to net income or cash flows from operating activities determined in accordance with GAAP.

The following table reconciles net income (which is the most comparable GAAP measure) to EBITDA, EBITDAre, Adjusted EBITDAre, and Pro Forma Adjusted EBITDAre. Information is also presented with respect to Annualized EBITDAre, Annualized Adjusted EBITDAre, and Pro Forma Annualized Adjusted EBITDAre:

<i>(in thousands)</i>	For the Three Months Ended December 31,		
	2024	2023	2022
Net income	\$ 27,607	\$ 6,797	\$ 36,773
Depreciation and amortization	42,987	39,278	45,606
Interest expense	19,565	18,972	23,773
Income taxes	527	(268)	105
EBITDA	\$ 90,686	\$ 64,779	\$ 106,257
Provision for impairment of investment in rental properties	17,690	29,801	—
Gain on sale of real estate	(8,197)	(6,270)	(10,625)
EBITDAre	\$ 100,179	\$ 88,310	\$ 95,632
Adjustment for current quarter acquisition activity ^(a)	28	153	1,283
Adjustment for current quarter disposition activity ^(b)	(11)	(156)	(440)
Adjustment to exclude non-recurring expenses (income) ^(c)	348	128	—
Adjustment to exclude net write-offs of accrued rental income	120	4,161	—
Adjustment to exclude gain on insurance recoveries	—	—	(341)
Adjustment to exclude realized/unrealized foreign exchange (gain) loss	(4,699)	1,453	796
Adjustment to exclude cost of debt extinguishments	—	—	77
Adjustment to exclude other income from real estate transactions ^(d)	(1,183)	—	(1,678)
Adjusted EBITDAre	\$ 94,782	\$ 94,049	\$ 95,329
Estimated revenues from developments ^(e)	334	—	—
Pro Forma Adjusted EBITDAre	\$ 95,116	\$ 94,049	\$ 95,329
Annualized EBITDAre	\$ 400,716	\$ 353,240	\$ 382,528
Annualized Adjusted EBITDAre	\$ 379,128	\$ 376,196	\$ 381,316
Pro Forma Annualized Adjusted EBITDAre	\$ 380,464	\$ 376,196	\$ 381,316

(a) Reflects an adjustment to give effect to all investments during the quarter as if they had been made as of the beginning of the quarter.

(b) Reflects an adjustment to give effect to all dispositions during the quarter as if they had been sold as of the beginning of the quarter.

(c) Amount includes \$0.2 million accelerated lease intangible amortization and \$0.1 million of severance and employee transition costs for the three months ended December 31, 2024. Amount includes \$0.1 million of severance and employee transition costs for the three months ended December 31, 2023.

- (d) Amount includes lease termination fees during the three months ended December 31, 2024 and December 31, 2022.
(e) Represents estimated contractual revenues based on in-process development spend to-date.

Net Debt, Pro Forma Net Debt, Net Debt to Annualized EBITDAre, Net Debt to Annualized Adjusted EBITDAre, and Pro Forma Net Debt to Annualized Adjusted EBITDAre

We define Net Debt as gross debt (total reported debt plus debt issuance costs) less cash and cash equivalents and restricted cash. Our Pro Forma Net Debt is defined as Net Debt adjusted for estimated net proceeds from unsettled forward sale agreements as if they have been settled for cash as of the period presented. We believe that the presentation of Net Debt to Annualized EBITDAre and Net Debt to Annualized Adjusted EBITDAre is useful to investors and analysts because these ratios provide information about gross debt less cash and cash equivalents, which could be used to repay debt, compared to our performance as measured using EBITDAre, and is used in communications with lenders and rating agencies regarding our credit rating. The following table reconciles total debt (which is the most comparable GAAP measure) to Net Debt, Pro Forma Net Debt, and presents the ratios of Net Debt to Annualized EBITDAre, Net Debt to Annualized Adjusted EBITDAre, and Pro Forma Net Debt to Annualized Adjusted EBITDAre, respectively:

<i>(in thousands)</i>	As of December 31,	
	2024	2023
Debt		
Revolving Credit Facility	\$ 93,014	\$ 90,434
Unsecured term loans, net	897,201	895,947
Senior unsecured notes, net	846,064	845,309
Mortgages, net	76,846	79,068
Debt issuance costs	6,802	8,848
Gross Debt	<u>1,919,927</u>	<u>1,919,606</u>
Cash and cash equivalents	(14,845)	(19,494)
Restricted cash	(1,148)	(1,138)
Net Debt	<u>\$ 1,903,934</u>	<u>\$ 1,898,974</u>
Estimated net proceeds from forward equity agreements ^(a)	(38,514)	—
Pro Forma Net Debt	<u>\$ 1,865,420</u>	<u>\$ 1,898,974</u>
Leverage Ratios:		
Net Debt to Annualized EBITDAre	<u>4.8x</u>	<u>5.4x</u>
Net Debt to Annualized Adjusted EBITDAre	<u>5.0x</u>	<u>5.0x</u>
Pro Forma Net Debt to Annualized Adjusted EBITDAre	<u>4.9x</u>	<u>5.0x</u>

- (a) Represents pro forma adjustment for estimated net proceeds from forward sale agreements that have not settled as if they have been physically settled for cash as of the period presented.

Critical Accounting Policies and Estimates

The preparation of our consolidated financial statements in conformance with GAAP requires management to make estimates and assumptions that affect the reported amounts of assets, liabilities, revenues, and expenses as well as other disclosures in the financial statements. We base our estimates on historical experience and on various other assumptions believed to be reasonable under the circumstances. These judgments affect the reported amounts of assets and liabilities, disclosure of contingent assets and liabilities at the dates of the financial statements and the reported amounts of revenue and expenses during the reporting periods. On an ongoing basis, management evaluates its estimates and assumptions; however, actual results may differ from these estimates and assumptions, which in turn could have a material impact on our financial statements. A summary of our significant accounting policies and procedures are included in Note 2, "Summary of Significant Accounting Policies", contained in Item 8. "Financial Statements and Supplementary Data" included in this Annual Report on Form 10-K. Management believes the following critical accounting policies, among others, affect its more significant estimates and assumptions used in the preparation of our consolidated financial statements.

Investment in Rental Property

Rental property accounted for under operating leases is recorded at cost. Rental property accounted for under direct financing leases and sales-type are recorded at its net investment, which generally represents the cost of the property at the inception of the lease.

We account for acquisitions of real estate as asset acquisitions in accordance with Accounting Standards Codification ("ASC") 805, *Business Combinations*, as substantially all of the fair value of the assets acquired are concentrated in a single identifiable asset or group of similar identifiable assets.

We allocate the purchase price of investments in rental property accounted for as asset acquisitions based on the relative fair value of the assets acquired and liabilities assumed. These generally include tangible assets, consisting of land and land improvements, buildings and other improvements, and equipment, and identifiable intangible assets and liabilities, including the value of in-place leases and acquired above-market and below-market leases.

We use multiple sources to estimate fair value, including information obtained about each property as a result of our pre-acquisition due diligence and our marketing and leasing activities. Factors that impact our fair value determination include real estate market conditions, industry conditions that the tenant operates in, and characteristics of the real estate and/or real estate appraisals. Changes in any of these factors could impact the future purchase prices of our investments and the corresponding capitalization rates recognized.

The estimated fair value of the tangible assets of an acquired property is determined by valuing the property as if it were vacant. The as-if-vacant value is then allocated to land and land improvements, buildings, and equipment based on comparable sales and other relevant information with respect to the property, as estimated by management. Specifically, the “if vacant” value of buildings and equipment is calculated using an income approach. Assumptions used in the income approach to value the buildings include: capitalization and discount rates, lease-up time, market rents, make ready costs, land value, and land improvement value.

The estimated fair value of acquired in-place leases are the costs we would have had to incur to lease the properties to the occupancy level of the properties at the date of acquisition. Such costs include the fair value of leasing commissions and other operating costs that would have been incurred to lease the properties, had they been vacant, to their acquired occupancy level. Acquired in-place leases as of the date of acquisition are amortized over the remaining non-cancellable lease terms of the respective leases to amortization expense.

Acquired above-market and below-market lease values are recorded based on the present value (using an interest rate that reflects the risks associated with the lease acquired) of the differences between the contractual amounts to be paid pursuant to the in-place leases and management’s estimate of fair market value lease rates at the time of acquisition for the corresponding in-place leases. The capitalized above-market and below-market lease values are amortized as adjustments to rental income over the remaining term of the respective leases.

Management estimates the fair value of assumed mortgages based upon indications of then-current market pricing for similar types of debt with similar maturities. Assumed mortgages are initially recorded at their estimated fair value as of the assumption date, and the difference between such estimated fair value and the notes’ outstanding principal balance is amortized to interest expense over the remaining term of the debt.

Long-lived Asset Impairment

We review long-lived assets to be held and used for possible impairment when events or changes in circumstances indicate that their carrying amounts may not be recoverable. If, and when, such events or changes in circumstances are present, an impairment exists to the extent the carrying value of the long-lived asset or asset group exceeds the sum of the undiscounted cash flows expected to result from the use of the long-lived asset or asset group and its eventual disposition. Such cash flows include expected future operating income, as adjusted for trends and prospects, as well as the effects of demand, competition, and other factors. An impairment loss is measured as the amount by which the carrying amount of the long-lived asset or asset group exceeds the fair value. Significant judgment is made to determine if and when impairment should be taken. Management’s assessment of impairment as of December 31, 2024 was based on the most current information available to management. Certain of our properties may have fair values less than their carrying amounts. However, based on management’s plans with respect to each of those properties, we believe that their carrying amounts are recoverable and therefore, no impairment charges were recognized other than those described below. If the operating conditions mentioned above deteriorate or if our expected holding period for assets changes, subsequent tests for impairments could result in additional impairment charges in the future.

Inputs used in establishing fair value for real estate assets generally fall within Level 3 of the fair value hierarchy, which are characterized as requiring significant judgment as little or no current market activity may be available for validation. The main indicator used to establish the classification of the inputs is current market conditions, as derived through the use of published commercial real estate market information. We determine the valuation of impaired assets using generally accepted valuation techniques including discounted cash flow analysis, income capitalization, analysis of recent comparable sales transactions, actual sales negotiations, and bona fide purchase offers received from third parties. We may consider a single valuation technique or multiple valuation techniques, as appropriate, when estimating the fair value of our real estate.

The following table summarizes our impairment charges resulting primarily from changes in our long-term hold strategy with respect to the individual properties:

	Year Ended December 31,		
	2024	2023	2022
<i>(in thousands, except number of properties)</i>			
Number of properties	18	4	3
Carrying value prior to impairment charge	\$ 146,811	\$ 62,720	\$ 12,721
Fair value	97,810	31,446	7,186
Impairment charge	<u>\$ 49,001</u>	<u>\$ 31,274</u>	<u>\$ 5,535</u>

During the year ended December 31, 2024, we recognized impairment of \$49.0 million, resulting from changes in our long-term hold strategy with respect to the individual properties. The 2024 impairments primarily relate to our healthcare portfolio simplification strategy and include \$41.7 million on 16 clinical healthcare properties, which were based on actual or estimated sales prices of the individual properties. Of these properties, 11 were sold as part of a portfolio with a gain of \$59.1 million, excluding any impairment. The remaining impairments recognized during the year ended December 31, 2024 were immaterial.

Goodwill

Goodwill represents the excess of the amount paid over the fair value of the identifiable tangible and intangible assets acquired and liabilities assumed in a business combination and it assigned to one or more reporting units. We evaluate goodwill for impairment when an event occurs or circumstances change that indicate the carrying value may not be recoverable, or at least annually. Our annual testing date is November 30.

The goodwill impairment evaluation is completed using either a qualitative or quantitative approach. Under a qualitative approach, the impairment review for goodwill consists of an assessment of whether it is more-likely-than-not that the reporting unit's fair value is less than its carrying value, including goodwill. If a qualitative approach indicates it is more likely-than-not that the estimated carrying value of a reporting unit (including goodwill) exceeds its fair value, or if we choose to bypass the qualitative approach, we perform the quantitative approach described below.

When we perform a quantitative test of goodwill for impairment, we compare the carrying value of a reporting unit with its fair value. If the fair value of the reporting unit exceeds its carrying amount, we do not consider goodwill to be impaired and no further analysis would be required. If the fair value is determined to be less than its carrying value, the amount of goodwill impairment equals the amount by which the reporting unit's carrying value exceeds its fair value, not to exceed the carrying amount of goodwill.

Management determined that we have one reporting unit, consistent with our segment reporting analysis, which includes the acquisition, leasing, and ownership of net leased properties (i.e., the consolidated entity). When necessary to perform the quantitative test for goodwill impairment, our estimate of fair value is determined using a market approach, leveraging assumptions such as the fair value of our equity, and consideration of a control premium, if necessary, which includes an analysis of similar market transactions. While we believe the assumptions used to estimate the fair value of our reporting unit are reasonable, changes in these assumptions may have a material impact on our financial results. Based on the results of our annual goodwill impairment test on November 30, 2024, our annual goodwill impairment test date, we concluded that goodwill was not impaired.

Revenue Recognition

We account for leases in accordance with ASC 842, Leases. We commence revenue recognition on our leases based on a number of factors, including the initial determination that the contract is or contains a lease. Generally, all of our property related contracts are or contain leases, and therefore revenue is recognized when the lessee takes possession of or controls the physical use of the leased assets. In most instances this occurs on the lease commencement date. At the time of lease assumption or at the inception of a new lease, including new leases that arise from amendments, we assess the terms and conditions of the lease to determine the proper lease classification.

A lease is classified as an operating lease if none of the following criteria are met: (i) ownership transfers to the lessee at the end of the lease term, (ii) the lessee has a purchase option that is reasonably expected to be exercised, (iii) the lease term is for a major part of the economic life of the leased property, (iv) the present value of the future lease payments and any residual value guaranteed by the lessee that is not already reflected in the lease payments equals or exceeds substantially all of the fair value of the leased property, and (v) the leased property is of such a specialized nature that it is expected to have no future alternative use to the Company at the end of the lease term. If one or more of these criteria are met, the lease will generally be classified as a sales-type lease, unless the lease contains a residual value guarantee from a third party other than the lessee, in which case it would be classified as a direct financing lease under certain circumstances.

We account for the right to use land as a separate lease component, unless the accounting effect of doing so would be insignificant. Determination of significance requires management judgment. In determining whether the accounting effect of separately reporting the land component from other components for its real estate leases is significant, we assess: (i) whether separating the land component impacts the classification of any lease component, (ii) the value of the land component in the context of the overall contract, and (iii) whether the right to use the land is coterminous with the rights to use the other assets.

Derivative Instruments and Hedging

Management uses interest rate swap agreements to manage risks related to interest rate movements. Management documents its risk management strategy and hedge effectiveness at the inception of, and during the term of, each hedge. Our interest rate risk management strategy is intended to stabilize cash flow requirements by maintaining interest rate swap agreements to convert certain variable-rate debt to a fixed rate.

The interest rate swap agreements, designated and qualifying as cash flow hedges, are reported at fair value. Interest rate swaps are measured at fair value using inputs that are directly observable in active markets and are classified within Level 2 of the valuation hierarchy, using an income approach. Specifically, the fair value of the interest rate swaps is determined using a discounted cash flow analysis on the expected future cash flows of each instrument. This analysis utilizes observable market data including yield curves and implied volatilities to determine the market's expectation of the future cash flows of the variable component. The fixed and variable components of the interest rate swaps are then discounted using calculated discount factors developed based on the overnight indexed swap ("OIS") curve and are aggregated to arrive at a single valuation for the period. The Company also incorporates credit valuation adjustments to appropriately reflect both its own nonperformance risk and the respective counterparty's nonperformance risk in the fair value measurements. Although the Company has determined that the majority of the inputs used to value its interest rate swaps fall within Level 2 of the fair value hierarchy, the credit valuation adjustments associated with its interest rate swaps utilize Level 3 inputs, such as estimates of current credit spreads to evaluate the likelihood of default by itself and its counterparties. At December 31, 2024 and 2023, the Company has assessed the significance of the impact of the credit valuation adjustments on the overall valuation of its derivative positions and has determined that the credit valuation adjustments are not significant to the overall valuation. As a result, the Company has determined that its interest rate swap valuations in their entirety are appropriately classified within Level 2 of the fair value hierarchy.

When an existing cash flow hedge is terminated, we determine the accounting treatment for the accumulated gain or loss recognized in Accumulated other comprehensive income (loss), based on the probability of the hedged forecasted transaction occurring within the period the cash flow hedge was anticipated to affect earnings. If management determines that the hedged forecasted transaction is probable of occurring during the original period, the accumulated gain or loss is reclassified into earnings over the remaining life of the cash flow hedge using a straight-line method. If management determines that the hedged forecasted transaction is not probable of occurring during the original period, the entire amount of accumulated gain or loss is reclassified into earnings at such time.

Impact of Recent Accounting Pronouncements

For information on the impact of recent accounting pronouncements on our business, see the captions *Recently Adopted Accounting Standards* and *Other Recently Issued Accounting Standards* in Note 2, "Summary of Significant Accounting Policies" of the Notes to the Consolidated Financial Statements included in Item 8. "Financial Statements and Supplementary Data" of this Annual Report on Form 10-K.

Item 7A. Quantitative and Qualitative Disclosures About Market Risk

Interest Rate Risk

We are exposed to certain market risks, one of the most predominant of which is a change in interest rates. Increases in interest rates can result in increased interest expense under our Revolving Credit Facility and other variable-rate debt. Increases in interest rates can also result in increased interest expense when our fixed rate debt and interest rate swaps mature. We attempt to manage interest rate risk by entering into long-term fixed rate debt, entering into interest rate swaps to convert certain variable-rate debt to a fixed rate, and staggering our debt maturities. We have designated the interest rate swaps as cash flow hedges for accounting purposes and they are reported at fair value. We have not entered, and do not intend to enter, into derivative or interest rate transactions for speculative purposes. Further information concerning our interest rate swaps can be found in Note 9 in our Consolidated Financial Statements contained elsewhere in this Annual Report on Form 10-K.

Our fixed-rate debt includes our senior unsecured notes, mortgages, and variable-rate debt converted to a fixed rate with the use of interest rate swaps. Our fixed-rate debt had a carrying value and fair value of approximately \$1.9 billion and \$1.7 billion, respectively, as of December 31, 2024. Changes in market interest rates impact the fair value of our fixed-rate debt and interest rate swaps, but they have no impact on interest incurred or on cash flows. For instance, if interest rates were to increase and the fixed-rate debt balance were to remain constant, we would expect the fair value of our debt to decrease, similar to how the price of a bond decreases as interest rates rise. A 1% increase in market interest rates would have resulted in a decrease in the fair value of our fixed-rate debt as of approximately \$35.7 million as of December 31, 2024.

Borrowings pursuant to our Revolving Credit Facility and other variable-rate debt bear interest at rates based on the applicable reference rate plus an applicable margin, and totaled \$1.0 billion as of December 31, 2024, of which \$939.5 million was swapped to a fixed rate by our use of interest rate swaps. Taking into account the effect of our interest rate swaps, a 1% increase or decrease in interest rates would have a corresponding \$0.5 million increase or decrease in interest expense annually.

With the exception of our interest rate swap transactions, we have not engaged in transactions in derivative financial instruments or derivative commodity instruments.

Foreign Currency Exchange Rate Risk

We own investments in Canada, and as a result are subject to risk from the effects of exchange rate movements in the Canadian dollar, which may affect future costs and cash flows. We funded a significant portion of our Canadian investments through Canadian dollar borrowings under our Revolving Credit Facility, which is intended to act as a natural hedge against our Canadian dollar investments. The Canadian dollar Revolving Credit Facility borrowings are remeasured each reporting period, with the unrealized foreign currency gains and losses flowing through earnings. A 10% increase or decrease in the exchange rate between the Canadian dollar and USD would have a corresponding \$7.0 million increase or decrease in unrealized foreign currency gain or loss. These unrealized foreign currency gains and losses do not impact our cash flows from operations until settled, and are expected to directly offset the changes in the value of our net investments as a result of changes in the Canadian dollar. Our Canadian investments are recorded at their historical exchange rates, and therefore are not impacted by changes in the value of the Canadian dollar.

Item 8. Financial Statements and Supplementary Data

Contents

Report of Independent Registered Accounting Firm (PCAOB ID No. 34)	62
<u>Consolidated Balance Sheets</u>	64
<u>Consolidated Statements of Income and Comprehensive Income</u>	65
Consolidated Statements of Equity	66
<u>Consolidated Statements of Cash Flows</u>	67
<u>Notes to Consolidated Financial Statements</u>	68
<u>Schedule III – Real Estate Assets and Accumulated Depreciation</u>	94

REPORT OF INDEPENDENT REGISTERED PUBLIC ACCOUNTING FIRM

To the stockholders and the Board of Directors of Broadstone Net Lease, Inc.

Opinion on the Financial Statements

We have audited the accompanying consolidated balance sheets of Broadstone Net Lease, Inc. and its subsidiaries (the “Company”) as of December 31, 2024 and 2023, the related consolidated statements of income and comprehensive income, equity, and cash flows, for each of the three years in the period ended December 31, 2024, and the related notes and the schedule listed in the Index at Item 15 (collectively referred to as the “financial statements”). In our opinion, the financial statements present fairly, in all material respects, the financial position of the Company as of December 31, 2024 and 2023, and the results of its operations and its cash flows for each of the three years in the period ended December 31, 2024, in conformity with accounting principles generally accepted in the United States of America.

We have also audited, in accordance with the standards of the Public Company Accounting Oversight Board (United States) (PCAOB), the Company’s internal control over financial reporting as of December 31, 2024, based on criteria established in *Internal Control — Integrated Framework (2013)* issued by the Committee of Sponsoring Organizations of the Treadway Commission and our report dated February 20, 2025, expressed an unqualified opinion on the Company’s internal control over financial reporting.

Basis for Opinion

These financial statements are the responsibility of the Company’s management. Our responsibility is to express an opinion on the Company’s financial statements based on our audits. We are a public accounting firm registered with the PCAOB and are required to be independent with respect to the Company in accordance with the U.S. federal securities laws and the applicable rules and regulations of the Securities and Exchange Commission and the PCAOB.

We conducted our audits in accordance with the standards of the PCAOB. Those standards require that we plan and perform the audit to obtain reasonable assurance about whether the financial statements are free of material misstatement, whether due to error or fraud. Our audits included performing procedures to assess the risks of material misstatement of the financial statements, whether due to error or fraud, and performing procedures that respond to those risks. Such procedures included examining, on a test basis, evidence regarding the amounts and disclosures in the financial statements. Our audits also included evaluating the accounting principles used and significant estimates made by management, as well as evaluating the overall presentation of the financial statements. We believe that our audits provide a reasonable basis for our opinion.

Critical Audit Matter

The critical audit matter communicated below is a matter arising from the current-period audit of the financial statements that was communicated or required to be communicated to the audit committee and that (1) relate to accounts or disclosures that are material to the financial statements and (2) involved our especially challenging, subjective, or complex judgments. The communication of critical audit matter does not alter in any way our opinion on the financial statements, taken as a whole, and we are not, by communicating the critical audit matter below, providing separate opinion on the critical audit matter or on the accounts or disclosures to which it relates.

Evaluation of long-lived asset impairment —Refer to Note 2 to the consolidated financial statements

Critical Audit Matter Description

The Company’s evaluation of long-lived assets to be held and used for possible impairment involves an initial assessment to determine whether events or changes in circumstances indicate that their carrying amounts may not be recoverable. If, and when, such events or changes in circumstances are present, an impairment exists to the extent the carrying value of the long-lived asset or asset group exceeds the sum of the undiscounted cash flows expected to result from the use of the long-lived asset and its eventual disposition. An impairment loss is measured as the amount by which the carrying amount of the long-lived asset or asset group exceeds its estimated fair value. Significant judgment is made to determine if and when impairment should be taken. Certain of the Company’s properties may have fair values less than their carrying amounts. However, based on the Company’s plans with respect to each of those properties, the Company believes that their carrying amounts are recoverable and therefore, no impairment charges were recognized other than those reflected in the financial statements. If the operating conditions deteriorate or if the Company’s expected holding period for assets changes, subsequent tests for impairments could result in additional impairment charges in the future.

We identified the estimated holding period used in determining the recoverability of long-lived assets as a critical audit matter because of the subjective judgments made by management to determine the holding period for long-lived assets as part of their impairment analysis. This required a higher degree of auditor judgment and an increased extent of effort when performing audit procedures to evaluate the reasonableness of management’s assumptions, given the inherent unpredictability involved in the timing of sales of long-lived assets.

How the Critical Audit Matter Was Addressed in the Audit

Our audit procedures related to the assessment of the Company's expected holding periods included the following, among others:

- We obtained an understanding and tested the design and operating effectiveness of the Company's controls to monitor long-lived assets for events or changes in circumstances that indicate that their carrying amounts may not be recoverable due to a change in the expected holding period.
- We held discussions with the Company's management and evaluated the reasonableness of management's assertions regarding the expected holding period of its long-lived assets, more specifically by performing the following:
 - Engaged in discussions with senior management, including legal and asset management, and inspected Board of Director meeting minutes regarding the assumptions utilized in determining the expected holding periods.
 - Evaluated audit evidence (e.g. hindsight analysis, disposal status report) to determine whether it supported or contradicted the conclusions reached by management.

/s/ Deloitte & Touche LLP

Rochester, New York
February 20, 2025

We have served as the Company's auditor since 2016.

Broadstone Net Lease, Inc. and Subsidiaries
Consolidated Balance Sheets
(in thousands, except per share amounts)

	December 31,	
	2024	2023
Assets		
Accounted for using the operating method:		
Land	\$ 778,826	\$ 748,529
Land improvements	357,142	328,746
Buildings and improvements	3,815,521	3,803,156
Equipment	15,843	8,265
Total accounted for using the operating method	4,967,332	4,888,696
Less accumulated depreciation	(672,478)	(626,597)
Accounted for using the operating method, net	4,294,854	4,262,099
Accounted for using the direct financing method	26,154	26,643
Accounted for using the sales-type method	571	572
Property under development	18,784	94,964
Investment in rental property, net	4,340,363	4,384,278
Cash and cash equivalents	14,845	19,494
Accrued rental income	162,717	152,724
Tenant and other receivables, net	3,281	1,487
Prepaid expenses and other assets	41,584	36,661
Interest rate swap, assets	46,220	46,096
Goodwill	339,769	339,769
Intangible lease assets, net	267,638	288,226
Total assets	\$ 5,216,417	\$ 5,268,735
Liabilities and equity		
Unsecured revolving credit facility	\$ 93,014	\$ 90,434
Mortgages, net	76,846	79,068
Unsecured term loans, net	897,201	895,947
Senior unsecured notes, net	846,064	845,309
Accounts payable and other liabilities	48,983	47,534
Dividends payable	58,317	56,869
Accrued interest payable	5,837	5,702
Intangible lease liabilities, net	48,731	53,531
Total liabilities	2,074,993	2,074,394
Commitments and contingencies (Note 17)		
Equity		
Broadstone Net Lease, Inc. equity:		
Preferred stock, \$0.001 par value; 20,000 shares authorized, no shares issued or outstanding	—	—
Common stock, \$0.00025 par value; 500,000 shares authorized, 188,626 and 187,614 shares issued and outstanding at December 31, 2024 and 2023, respectively	47	47
Additional paid-in capital	3,450,584	3,440,639
Cumulative distributions in excess of retained earnings	(496,543)	(440,731)
Accumulated other comprehensive income	49,657	49,286
Total Broadstone Net Lease, Inc. equity	3,003,745	3,049,241
Non-controlling interests	137,679	145,100
Total equity	3,141,424	3,194,341
Total liabilities and equity	\$ 5,216,417	\$ 5,268,735

The accompanying notes are an integral part of these consolidated financial statements.

Broadstone Net Lease, Inc. and Subsidiaries
Consolidated Statements of Income and Comprehensive Income
(in thousands, except per share amounts)

	For the Year Ended December 31,		
	2024	2023	2022
Revenues			
Lease revenues, net	\$ 431,800	\$ 442,888	\$ 407,513
Operating expenses			
Depreciation and amortization	156,179	158,626	154,807
Property and operating expense	24,741	22,576	21,773
General and administrative	37,986	39,425	37,375
Provision for impairment of investment in rental properties	49,001	31,274	5,535
Total operating expenses	267,907	251,901	219,490
Other income (expenses)			
Interest income	994	512	44
Interest expense	(74,077)	(80,053)	(78,652)
Gain on sale of real estate	73,153	54,310	15,953
Income taxes	(1,175)	(763)	(1,275)
Other income (expenses)	6,201	(1,681)	5,382
Net income	168,989	163,312	129,475
Net income attributable to non-controlling interests	(6,548)	(7,834)	(7,360)
Net income attributable to Broadstone Net Lease, Inc.	\$ 162,441	\$ 155,478	\$ 122,115
Weighted average number of common shares outstanding			
Basic	187,454	186,617	169,840
Diluted	196,619	196,315	180,201
Net earnings per share attributable to common stockholders			
Basic and Diluted	\$ 0.86	\$ 0.83	\$ 0.72
Comprehensive income			
Net income	\$ 168,989	\$ 163,312	\$ 129,475
Other comprehensive income			
Change in fair value of interest rate swaps	124	(17,293)	90,560
Realized loss on interest rate swaps	209	1,883	2,514
Comprehensive income	169,322	147,902	222,549
Comprehensive income attributable to non-controlling interests	(6,552)	(7,070)	(12,700)
Comprehensive income attributable to Broadstone Net Lease, Inc.	\$ 162,770	\$ 140,832	\$ 209,849

The accompanying notes are an integral part of these consolidated financial statements.

Broadstone Net Lease, Inc. and Subsidiaries
Consolidated Statements of Equity
(in thousands, except per share amounts)

	Common Stock	Additional Paid-in Capital	Cumulative Distributions in Excess of Retained Earnings	Accumulated Other Comprehensive Income (Loss)	Non- controlling Interests	Total Equity
Balance, January 1, 2022	\$ 41	\$ 2,924,168	\$ (318,476)	\$ (28,441)	\$ 163,846	\$ 2,741,138
Net income	—	—	122,115	—	7,360	129,475
Issuance of 23,682 shares of common stock	6	503,442	—	—	—	503,448
Offering costs, discounts, and commissions	—	(7,575)	—	—	—	(7,575)
Stock-based compensation, net of ten shares of restricted stock forfeited	—	5,316	—	—	—	5,316
Retirement of 59 shares of common stock under equity incentive plan	—	(1,301)	—	—	—	(1,301)
Conversion of 118 OP Units to 118 shares of common stock	—	1,926	—	—	(1,926)	—
Distributions declared (\$1.080 per share and OP Unit)	—	—	(189,688)	—	(11,382)	(201,070)
Change in fair value of interest rate swap agreements	—	—	—	85,363	5,197	90,560
Realized loss on interest rate swap agreements	—	—	—	2,371	143	2,514
Adjustment to non-controlling interests	—	(6,581)	—	232	6,349	—
Balance, December 31, 2022	47	3,419,395	(386,049)	59,525	169,587	3,262,505
Net income	—	—	155,478	—	7,834	163,312
Issuance of 312 shares of common stock under equity incentive plan	—	—	—	—	—	—
Offering costs, discounts, and commissions	—	(237)	—	—	—	(237)
Stock-based compensation, net of 23 shares of restricted stock forfeited	—	6,359	—	—	—	6,359
Retirement of 66 shares of common stock under equity incentive plan	—	(1,175)	—	—	—	(1,175)
Conversion of 1,277 OP Units to 1,277 shares of common stock	—	21,235	—	—	(21,235)	—
Distributions declared (\$1.120 per share and OP Unit)	—	—	(210,160)	—	(10,853)	(221,013)
Change in fair value of interest rate swap agreements	—	—	—	(16,439)	(854)	(17,293)
Realized loss on interest rate swap agreements	—	—	—	1,793	90	1,883
Adjustment to non-controlling interests	—	(4,938)	—	4,407	531	—
Balance, December 31, 2023	47	3,440,639	(440,731)	49,286	145,100	3,194,341
Net income	—	—	162,441	—	6,548	168,989
Issuance of 893 shares of common stock under equity incentive plan	—	116	—	—	—	116
Offering costs, discounts, and commissions	—	(782)	—	—	—	(782)
Contributions from non-controlling interests	—	—	—	—	1,000	1,000
Stock-based compensation, net of 92 shares of restricted stock forfeited	—	7,355	—	—	—	7,355
Retirement of 71 shares of common stock under equity incentive plan	—	(1,040)	—	—	—	(1,040)
Conversion of 282 OP Units to 282 shares of common stock	—	4,544	—	—	(4,544)	—
Distributions declared (\$1.155 per share and OP Unit)	—	—	(218,253)	—	(10,635)	(228,888)
Change in fair value of interest rate swap agreements	—	—	—	129	(5)	124
Realized loss on interest rate swap agreements	—	—	—	200	9	209
Adjustment to non-controlling interests	—	(248)	—	42	206	—
Balance, December 31, 2024	\$ 47	\$ 3,450,584	\$ (496,543)	\$ 49,657	\$ 137,679	\$ 3,141,424

The accompanying notes are an integral part of these consolidated financial statements.

Broadstone Net Lease, Inc. and Subsidiaries
Consolidated Statements of Cash Flows
(in thousands)

	For the Year Ended December 31,		
	2024	2023	2022
Operating activities			
Net income	\$ 168,989	\$ 163,312	\$ 129,475
Adjustments to reconcile net income including non-controlling interests to net cash provided by operating activities:			
Depreciation and amortization including intangibles associated with investment in rental property	151,765	152,781	149,998
Provision for impairment of investment in rental properties	49,001	31,274	5,535
Amortization of debt issuance costs and original issuance discounts charged to interest expense	3,932	3,860	3,588
Stock-based compensation expense	7,355	6,359	5,316
Straight-line rent, direct financing and sales-type lease adjustments	(18,975)	(22,278)	(20,494)
Gain on sale of real estate	(73,153)	(54,310)	(15,953)
Other non-cash items	(10,629)	(757)	(1,858)
Changes in assets and liabilities:			
Tenant and other receivables	(1,742)	780	659
Prepaid expenses and other assets	480	(352)	199
Accounts payable and other liabilities	(905)	(8,226)	(1,149)
Accrued interest payable	135	(1,369)	598
Net cash provided by operating activities	<u>276,253</u>	<u>271,074</u>	<u>255,914</u>
Investing activities			
Acquisition of rental property	(288,577)	(27,738)	(884,770)
Investment in property under development including capitalized interest of \$3,871, \$1,469, and \$0 in 2024, 2023, and 2022, respectively	(108,481)	(96,756)	—
Capital expenditures and improvements	(16,795)	(46,252)	(31,374)
Proceeds from disposition of rental property, net	354,350	194,959	56,438
Change in deposits on investments in rental property	(200)	125	63
Net cash (used in) provided by investing activities	<u>(59,703)</u>	<u>24,338</u>	<u>(859,643)</u>
Financing activities			
Proceeds from issuance of common stock, net of \$996, \$180, and \$7,492 of offering costs, discounts, and commissions in 2024, 2023 and 2022, respectively	(996)	(180)	495,566
Contributions from non-controlling interests	1,000	—	—
Borrowings on mortgages, senior unsecured notes and unsecured term loans	—	—	500,000
Principal payments on mortgages and unsecured term loans	(2,260)	(7,503)	(260,303)
Borrowings on unsecured revolving credit facility	256,500	215,500	900,283
Repayments on unsecured revolving credit facility	(248,000)	(324,000)	(800,000)
Cash distributions paid to stockholders	(216,760)	(207,522)	(181,224)
Cash distributions paid to non-controlling interests	(10,673)	(11,115)	(11,312)
Debt issuance and extinguishment costs paid	—	—	(7,010)
Net cash (used in) provided by financing activities	<u>(221,189)</u>	<u>(334,820)</u>	<u>636,000</u>
Net (decrease) increase in cash and cash equivalents and restricted cash	(4,639)	(39,408)	32,271
Cash and cash equivalents and restricted cash at beginning of period	20,632	60,040	27,769
Cash and cash equivalents and restricted cash at end of period	<u>\$ 15,993</u>	<u>\$ 20,632</u>	<u>\$ 60,040</u>
Reconciliation of cash and cash equivalents and restricted cash			
Cash and cash equivalents at beginning of period	\$ 19,494	\$ 21,789	\$ 21,669
Restricted cash at beginning of period	1,138	38,251	6,100
Cash and cash equivalents and restricted cash at beginning of period	<u>\$ 20,632</u>	<u>\$ 60,040</u>	<u>\$ 27,769</u>
Cash and cash equivalents at end of period	\$ 14,845	\$ 19,494	\$ 21,789
Restricted cash at end of period	1,148	1,138	38,251
Cash and cash equivalents and restricted cash at end of period	<u>\$ 15,993</u>	<u>\$ 20,632</u>	<u>\$ 60,040</u>

The accompanying notes are an integral part of these consolidated financial statements.

Broadstone Net Lease, Inc. and Subsidiaries
Notes to Consolidated Financial Statements
December 31, 2024, 2023, and 2022

1. Business Description

Broadstone Net Lease, Inc. (the “Corporation”) is a Maryland corporation formed on October 18, 2007, that elected to be taxed as a real estate investment trust (“REIT”) commencing with the taxable year ended December 31, 2008. Broadstone Net Lease, LLC (the Corporation’s operating company, or the “OP”), is the entity through which the Corporation conducts its business and owns (either directly or through subsidiaries) all of the Corporation’s properties. The Corporation is the sole managing member of the OP. The membership units not owned by the Corporation are referred to as OP Units and are recorded as non-controlling interests in the Consolidated Financial Statements. As the Corporation conducts substantially all of its operations through the OP, it is structured as an umbrella partnership real estate investment trust (“UPREIT”). The Corporation’s common stock is listed on the New York Stock Exchange under the symbol “BNL.” The Corporation, the OP, and its consolidated subsidiaries are collectively referred to as the “Company.”

The Company is an industrial-focused, diversified net lease REIT that focuses on investing in income-producing, single-tenant net leased commercial properties, primarily in the United States. The Company leases primarily industrial and retail commercial properties under long-term lease agreements. At December 31, 2024, the Company owned a diversified portfolio of 765 individual commercial properties with 758 properties located in 44 U.S. states and seven properties located in four Canadian provinces.

The following table summarizes the outstanding equity and economic ownership interest of the Company:

	December 31, 2024			December 31, 2023			December 31, 2022		
	Shares of Common Stock	OP Units	Total Diluted Shares	Shares of Common Stock	OP Units	Total Diluted Shares	Shares of Common Stock	OP Units	Total Diluted Shares
<i>(in thousands)</i>									
Ownership interest	188,626	8,646	197,272	187,614	8,928	196,542	186,114	10,205	196,319
Percent ownership of OP	95.6 %	4.4 %	100.0 %	95.5 %	4.5 %	100.0 %	94.8 %	5.2 %	100.0 %

Refer to Note 14 for further discussion regarding the calculation of weighted average shares outstanding.

2. Summary of Significant Accounting Policies

Basis of Accounting

The Consolidated Financial Statements have been prepared in accordance with accounting principles generally accepted in the United States (“GAAP”).

Principles of Consolidation

The Consolidated Financial Statements include the accounts and operations of the Company. All intercompany balances and transactions have been eliminated in consolidation.

When the Company obtains an economic interest in an entity, the entity is evaluated to determine if it should be deemed a variable interest entity (“VIE”) and, if so, whether the Company is the primary beneficiary and is therefore required to consolidate the entity. The accounting guidance for consolidation of VIEs is applied to certain entities in which the equity investors do not have the characteristics of a controlling financial interest or do not have sufficient equity at risk for the entity to finance its activities without additional subordinated financial support from other parties. Certain decision-making rights within a loan or joint-venture agreement may cause us to consider an entity a VIE. The contractual arrangements in a partnership agreement or other related contracts are reviewed to determine whether the entity is a VIE, and if the Company has variable interests in the VIE. The Company’s variable interests are then compared to those of the other variable interest holders to determine which party is the primary beneficiary of the VIE. A primary beneficiary: (i) has the power to direct the activities that most significantly impact the economic performance of the VIE and (ii) has the obligation to absorb losses or the right to receive benefits of the VIE that could potentially be significant to the VIE. The Company reassesses the initial evaluation of whether an entity is a VIE when certain events occur, and reassesses the primary beneficiary determination of a VIE on an ongoing basis based on current facts and circumstances. To the extent the Company has a variable interest in entities that are not evaluated under the VIE model, the Company evaluates its interests using the voting interest entity model.

The Corporation has complete responsibility for the day-to-day management of, authority to make decisions for, and control of the OP. Based on consolidation guidance, the Corporation has concluded that the OP is a VIE as the members in the OP do not possess kick-out rights or substantive participating rights. Accordingly, the Corporation consolidates its interest in the OP. However, because the Corporation holds the majority voting interest in the OP and certain other conditions are met, it qualifies for the exemption from providing certain disclosure requirements associated with investments in VIEs.

In June 2024, the Company invested \$52.2 million in exchange for 98.1% ownership interest in a VIE. The Company is the primary beneficiary as it: (i) has the power to direct the activities that significantly impact the economic performance of the VIE, and (ii) has the obligation to absorb losses and the right to receive benefits of the VIE, and therefore consolidates the VIE. The following table presents a summary of selected financial data of the consolidated VIE included in the Consolidated Balance Sheets:

<i>(in thousands)</i>	December 31, 2024
Assets	
Accounted for using the operating method:	
Land	\$ 7,644
Land improvements	2,578
Buildings and improvements	39,899
Total accounted for using the operating method	50,121
Less accumulated depreciation	(821)
Accounted for using the operating method, net	49,300
Intangible lease assets, net	3,243
Other assets	3,248
Total assets	\$ 55,791
Liabilities	
Intangible lease liabilities, net	512
Other liabilities	467
Total liabilities	\$ 979

From time to time, the Company acquires properties using a reverse like-kind exchange structure pursuant to Section 1031 of the Internal Revenue Code (a “reverse 1031 exchange”) and, as such, the properties are in the possession of an Exchange Accommodation Titleholder (“EAT”) until the reverse 1031 exchange is completed. The EAT is classified as a VIE as it is a “thinly capitalized” entity. The Company consolidates the EAT because it is the primary beneficiary as it has the ability to control the activities that most significantly impact the EAT’s economic performance and can collapse the reverse 1031 exchange structure at its discretion. The assets of the EAT primarily consist of leased property (net real estate investment in rental property and lease intangibles).

The portions of a consolidated entity not owned by the Company are presented as non-controlling interests as of and during the periods presented.

Use of Estimates

The preparation of Consolidated Financial Statements in conformity with GAAP requires management to make certain estimates and assumptions that affect the reported amounts of assets and liabilities and disclosure of contingent liabilities at the date of the Consolidated Financial Statements and the reported amounts of revenues and expenses during the reporting periods. Accordingly, actual results may differ from those estimates.

Investment in Rental Property

Rental property accounted for under operating leases is recorded at cost. Rental property accounted for under direct financing leases and sales-type leases are recorded at its net investment, which generally represents the cost of the property at the inception of the lease.

The Company accounts for its acquisitions of real estate as asset acquisitions in accordance with Accounting Standards Codification (“ASC”) 805, *Business Combinations*, as substantially all of the fair value of the assets acquired are concentrated in a single identifiable asset or group of similar identifiable assets.

The Company allocates the purchase price of investments in rental property accounted for as asset acquisitions based on the relative fair value of the assets acquired and liabilities assumed. These generally include tangible assets, consisting of land and land improvements, buildings and other improvements, and equipment, and identifiable intangible assets and liabilities, including the value of in-place leases and acquired above-market and below-market leases. Acquisition costs incurred in connection with investments in real estate accounted for as asset acquisitions are capitalized and included with the allocated purchase price. The results of operations of acquired properties are included in the Consolidated Statements of Income and Comprehensive Income from the respective date of acquisition.

Estimated fair value determinations are based on management’s judgment, which considers various factors including real estate market conditions, industry conditions that the tenant operates in, and characteristics of the real estate and/or real estate appraisals.

The estimated fair value of the tangible assets of an acquired property is determined by valuing the property as if it were vacant. The as-if-vacant value is then allocated to land and land improvements, buildings, and equipment based on comparable sales and other relevant information with respect to the property as estimated by management. Specifically, the “if vacant” value of buildings and equipment is calculated using an income approach. Assumptions used in the income approach to value the buildings include: capitalization and discount rates, lease-up time, market rents, make ready costs, land value, and land improvement value.

The estimated fair value of acquired in-place leases are the costs that the Company would have had to incur to lease the properties to the occupancy level of the properties at the date of acquisition. Such costs include the fair value of leasing commissions and other operating costs that would have been incurred to lease the properties, had they been vacant, to their acquired occupancy level. Acquired in-place leases as of the date of acquisition are amortized over the remaining non-cancellable lease terms of the respective leases to amortization expense.

Acquired above-market and below-market lease values are recorded based on the present value (using an interest rate that reflects the risks associated with the lease acquired) of the differences between the contractual amounts to be paid pursuant to the in-place leases and management's estimate of fair market value lease rates at the time of acquisition. The capitalized above-market and below-market lease values are amortized as adjustments to lease revenue over the remaining term of the respective leases.

Should a tenant terminate the lease, the unamortized portion of the in-place lease value is charged to amortization expense and the unamortized portion of above-market or below-market lease value is charged to lease revenue.

Management estimates the fair value of assumed mortgages payable based upon indications of then-current market pricing for similar types of debt with similar maturities. Assumed mortgages are initially recorded at their estimated fair value as of the assumption date, and the difference between such estimated fair value and the notes' outstanding principal balance is amortized to interest expense over the remaining term of the debt.

Expenditures for significant betterments and improvements are capitalized. Maintenance and repairs are charged to expense when incurred.

Investment in Property Under Development

Land acquired for development and construction and improvement costs incurred in connection with the development of new properties are capitalized and recorded as Property under development in the accompanying Consolidated Balance Sheets until construction has been completed. Such capitalized costs include all direct and indirect costs related to planning, development, and construction, including interest, real estate taxes, and other miscellaneous costs incurred during the construction period. Once substantially complete, the property under development is placed in service and depreciation commences. The following tables summarize the Company's investments in property under development:

<i>(in thousands)</i>	December 31,	
	2024	2023
Development, construction and improvement costs	\$ 18,725	\$ 93,501
Capitalized interest	59	1,463
Property under development	<u>\$ 18,784</u>	<u>\$ 94,964</u>

<i>(in thousands)</i>	For the Year Ended December 31,	
	2024	2023
Investment in properties under development, excluding capitalized costs	\$ 104,624	\$ 95,287

During the year ended December 31, 2024, and subsequent to reaching substantial completion, the Company funded an additional \$10.8 million of capital expenditures in connection with a development property.

Long-lived Asset Impairment

The Company reviews long-lived assets to be held and used for possible impairment when events or changes in circumstances indicate that their carrying amounts may not be recoverable. If, and when, such events or changes in circumstances are present, an impairment exists to the extent the carrying value of the long-lived asset or asset group exceeds the sum of the undiscounted cash flows expected to result from the use of the long-lived asset or asset group and its eventual disposition. Such cash flows include expected future operating income, as adjusted for trends and prospects, as well as the effects of demand, competition, and other factors. An impairment loss is measured as the amount by which the carrying amount of the long-lived asset or asset group exceeds its fair value. Significant judgment is made to determine if and when impairment should be taken. The Company's assessment of impairment as of December 31, 2024, 2023, and 2022, was based on the most current information available to the Company. Certain of the Company's properties may have fair values less than their carrying amounts. However, based on the Company's plans with respect to each of those properties, the Company believes that their carrying amounts are recoverable and therefore, no impairment charges were recognized other than those described below. If the operating conditions mentioned above deteriorate or if the Company's expected holding period for assets changes, subsequent tests for impairments could result in additional impairment charges in the future.

Inputs used in establishing fair value for impaired real estate assets generally fall within Level 3 of the fair value hierarchy, which are characterized as requiring significant judgment as little or no current market activity may be available for validation. The main indicator used to establish the classification of the inputs is current market conditions, as derived through the use of published commercial real estate market information and information obtained from brokers and other third party sources. The Company determines the valuation of impaired assets using generally accepted valuation techniques including discounted cash flow analysis, income capitalization, analysis of recent comparable sales transactions, actual sales negotiations, and bona fide purchase offers received from third parties. Management may consider a single valuation technique or multiple valuation techniques, as appropriate, when estimating the fair value of its real estate.

The following table summarizes the Company's impairment charges, resulting primarily from changes in the Company's long-term hold strategy with respect to the individual properties:

<i>(in thousands, except number of properties)</i>	For the Year Ended December 31,		
	2024	2023	2022
Number of properties	18	4	3
Impairment charge	\$ 49,001	\$ 31,274	\$ 5,535

During the year ended December 31, 2024, the Company recognized impairment of \$49.0 million, resulting from changes in the Company's long-term hold strategy with respect to the individual properties. The 2024 impairments primarily relate to the Company's decision to sell clinically-oriented healthcare properties and include \$41.7 million on 16 clinical healthcare properties, which were based on actual or estimated sales prices of the individual properties. Of these properties, 11 were sold as part of a portfolio with a gain of \$59.1 million, excluding any impairment. The remaining impairments recognized during the year ended December 31, 2024 were immaterial.

During the year ended December 31, 2023, the Company recognized an impairment charge of \$26.4 million on a healthcare property due to changes in the tenant's ability to perform under the lease agreement, leading to a change in management's long-term hold strategy and desire to sell in the near term. The fair value measurement was determined using a range of significant unobservable inputs, including a third-party appraisal, broker market information, and recent comparable vacant sales transactions. The remaining impairments recognized during the year ended December 31, 2023 were immaterial.

Impairments recognized during the year ended December 31, 2022 were immaterial.

Investments in Rental Property Held for Sale

The Company classifies investments in rental property as held for sale when all of the following criteria are met: (i) management commits to a plan to sell the property, (ii) the property is available for immediate sale in its present condition, subject only to terms that are usual and customary for sales of investment properties, (iii) an active program to locate a buyer and conduct other actions required to complete the sale has been initiated, (iv) the sale of the property is probable in occurrence and is expected to qualify as a completed sale, (v) the property is actively marketed for sale at a sale price that is reasonable in relation to its fair value, and (vi) actions required to complete the sale indicate that it is unlikely that any significant changes will be made or that the plan to sell will be withdrawn.

For properties classified as held for sale, the Company suspends depreciation and amortization of the related assets and liabilities, including the acquired in-place lease and above- or below-market lease intangibles, as well as straight-line revenue recognition of the associated lease, and records the investment in rental property at the lower of cost or net realizable value. The assets and liabilities associated with the properties classified as held for sale are presented separately in the Consolidated Balance Sheets for the most recent reporting period. At December 31, 2024 and 2023, the Company did not have any properties that met the held for sale criteria.

Sales of Real Estate

Under ASC 610-20, *Other Income – Gains and Losses from the Derecognition of Nonfinancial Assets*, the Company’s sales of real estate are generally considered to be sales to non-customers, requiring the Company to identify each distinct non-financial asset promised to the buyer. The Company determines whether the buyer obtains control of the non-financial assets, achieved through the transfer of the risks and rewards of ownership of the non-financial assets. If control is transferred to the buyer, the Company derecognizes the asset.

If the Company determines that it did not transfer control of the non-financial assets to the buyer, the Company analyzes the contract for separate performance obligations and allocates a portion of the sales price to each performance obligation. As performance obligations are satisfied, the Company recognizes the respective income in the Consolidated Statements of Income and Comprehensive Income.

The Company presents discontinued operations if disposals of properties represent a strategic shift in operations. Those strategic shifts would need to have a major effect on the Company’s operations and financial results in order to meet the definition. For the years ended December 31, 2024, 2023, and 2022, the Company did not have property dispositions that qualified as discontinued operations.

Depreciation

Depreciation is computed using the straight-line method over the estimated useful lives of the related assets, which are as follows:

Land improvements	15 years
Buildings and improvements	15 to 39 years
Equipment	7 years

Leasing Fees

Leasing fees represent costs incurred to lease properties to tenants and are capitalized as they are incremental costs of a lease that would not have been incurred if the lease had not been obtained. Leasing fees are amortized using the straight-line method over the term of the lease to which they relate, which range from 3 to 25 years.

Cash Equivalents

Cash equivalents consist of highly liquid investments with an original maturity at date of acquisition of three months or less, including money market funds. The Company estimates that the fair value of cash equivalents approximates the carrying value due to the relatively short maturity of these instruments.

Restricted Cash

Restricted cash generally includes escrow funds the Company maintains pursuant to the terms of certain mortgages, lease agreements, and undistributed proceeds from the sale of properties under Section 1031 of the Internal Revenue Code of 1986, as amended (the “Code”), and is reported within Prepaid expenses and other assets in the Consolidated Balance Sheets. Restricted cash consisted of the following:

(in thousands)	December 31,	
	2024	2023
Escrow funds and other	\$ 1,148	\$ 1,138

Revenue Recognition

The Company accounts for leases in accordance with ASC 842, *Leases* (“ASC 842”). The Company commences revenue recognition on its leases based on a number of factors, including the initial determination that the contract is or contains a lease. Generally, all of the Company’s property related contracts are or contain leases, and therefore revenue is recognized when the lessee takes possession of or controls the physical use of the leased assets. In most instances this occurs on the lease commencement date. At the time of lease assumption or at the inception of a new lease, including new leases that arise from amendments, the Company assesses the terms and conditions of the lease to determine the proper lease classification.

Certain of the Company’s leases require tenants to pay rent based upon a percentage of the property’s net sales (“percentage rent”) or contain rent escalators indexed to future changes in the Consumer Price Index (“CPI”). Lease income associated with such provisions, absent the existence of a floor, are considered variable lease income and are not included in the initial measurement of the lease receivable, or in the calculation of straight-line rent revenue. Such amounts are recognized as income when the amounts are determinable.

A lease is classified as an operating lease if none of the following criteria are met: (i) ownership transfers to the lessee at the end of the lease term, (ii) the lessee has a purchase option that is reasonably expected to be exercised, (iii) the lease term is for a major part of the economic life of the leased property, (iv) the present value of the future lease payments and any residual value guaranteed by the lessee that is not already reflected in the lease payments equals or exceeds substantially all of the fair value of the leased property, and (v) the leased property is of such a specialized nature that it is expected to have no future alternative use to the Company at the end of the lease term. If one or more of these criteria are met, the lease will generally be classified as a sales-type lease, unless the lease contains a residual value guarantee from a third party other than the lessee, in which case it would be classified as a direct financing lease under certain circumstances. Prior to the adoption of ASC 842, a lease that was not an operating lease would be accounted for as a direct financing lease.

The Company accounts for the right to use land as a separate lease component, unless the accounting effect of doing so would be insignificant. Determination of significance requires management judgment. In determining whether the accounting effect of separately reporting the land component from other components for its real estate leases is significant, the Company assesses: (i) whether separating the land component impacts the classification of any lease component, (ii) the value of the land component in the context of the overall contract, and (iii) whether the right to use the land is coterminous with the rights to use the other assets.

Revenue recognition methods for operating leases, direct financing leases, and sales-type leases are described below:

Rental property accounted for under operating leases – Revenue is recognized as rents are earned on a straight-line basis over the non-cancelable terms of the related leases. For leases that have fixed and measurable rent escalations and collectability of the lease payments is probable, the difference between such rental income earned and the cash rent due under the provisions of the lease is recorded as Accrued rental income in the Consolidated Balance Sheets. If the Company determines that collectability of the lease payments is not probable, the Company records an adjustment to Lease revenues, net to reduce cumulative income recognized since lease commencement to the amount of cash collected from the lessee (i.e., write off of accrued rental income). Future revenue recognition is limited to amounts paid by the lessee.

Rental property accounted for under direct financing leases – The Company utilizes the direct finance method of accounting to record direct financing lease income. The net investment in the direct financing lease represents receivables for the sum of future lease payments to be received and the estimated residual value of the leased property, less unamortized unearned income (which represents the difference between undiscounted cash flows and discounted cash flows). Unearned income is deferred and amortized into income over the lease terms so as to produce a constant periodic rate of return on the Company's net investment in the leases.

Rental property accounted for under sales-type leases – For leases accounted for as sales-type leases, the Company records selling profit arising from the lease at inception, along with the net investment in the lease. The Company leases assets through the assumption of existing leases or through sale-leaseback transactions, and records such assets at their fair value at the time of acquisition, which in most cases coincides with lease inception. As a result, the Company does not generally recognize selling profit on sales-type leases. The net investment in the sales-type lease represents receivables for the sum of future lease payments and the estimated unguaranteed residual value of the leased property, each measured at net present value. Interest income is recorded over the lease terms so as to produce a constant periodic rate of return on the Company's net investment in the leases.

Certain of the Company's lease contracts contain nonlease components (e.g., charges for management fees, common area maintenance, and reimbursement of third-party maintenance expenses) in addition to lease components (e.g., monthly rental charges). Services related to nonlease components are provided over the same period of time as, and billed in the same manner as, monthly rental charges. The Company elected to apply the practical expedient available under ASC 842, for all classes of assets, not to separate the lease components from the nonlease components when accounting for operating leases. Since the lease component is the predominant component under each of these leases, combined revenues from both the lease and nonlease components are reported as Lease revenues, net in the accompanying Consolidated Statements of Income and Comprehensive Income.

In accordance with ASC 842, provisions for uncollectible rent are recorded as an offset to Lease revenues, net in the accompanying Consolidated Statements of Income and Comprehensive Income.

Lease Termination Fee Income

The Company recognizes lease termination fee income as other income from real estate transactions, a component of Lease revenues, net, when all conditions of the termination agreement have been met, and collection of the lease termination fee is probable. If the tenant immediately vacates the property upon satisfying the conditions of the termination agreement, the Company recognizes the lease termination fee income net of the write off of accrued rental income associated with the lease immediately. If the tenant continues to occupy the property, the Company treats the termination as a lease modification, and recognizes the lease termination fee income on a straight-line basis over the new lease term. Lease termination fee income is recorded as other income from real estate transactions, a component of Lease revenues, net, in the Consolidated Statements of Income and Comprehensive Income.

Goodwill

Goodwill represents the excess of the amount paid over the fair value of the identifiable tangible and intangible assets acquired and liabilities assumed in a business combination and is assigned to one or more reporting units. The Company evaluates goodwill for impairment when an event occurs or circumstances change that indicate the carrying value may not be recoverable, or at least annually. The Company's annual testing date is November 30.

The goodwill impairment evaluation is completed using either a qualitative or quantitative approach. Under a qualitative approach, the impairment review for goodwill consists of an assessment of whether it is more-likely-than-not that the reporting unit's fair value is less than its carrying value, including goodwill. If a qualitative approach indicates it is more likely-than-not that the estimated carrying value of a reporting unit (including goodwill) exceeds its fair value, or if we choose to bypass the qualitative approach, we perform the quantitative approach described below.

When the Company performs a quantitative test of goodwill for impairment, it compares the carrying value of its reporting unit with its fair value. If the fair value of the reporting unit exceeds its carrying amount, the Company does not consider goodwill to be impaired and no further analysis would be required. If the fair value is determined to be less than its carrying value, the amount of goodwill impairment equals the amount by which the reporting unit's carrying value exceeds its fair value, not to exceed the carrying amount of goodwill.

The Company determined that it has one reporting unit, consistent with its segment reporting analysis, which includes the acquisition, leasing, and ownership of net leased properties (i.e., the consolidated entity). When necessary to perform the quantitative test for goodwill impairment, the Company's estimate of fair value is determined using a market approach, leveraging assumptions such as the fair value of our equity inclusive of our consideration of a control premium, if necessary, which includes an analysis of similar market transactions and other quantitative and qualitative factors. While the Company believes the assumptions used to estimate the fair value of its reporting unit are reasonable, changes in these assumptions may have a material impact on the Company's financial results. Based on the results of its annual goodwill impairment test on November 30, 2024 and 2023, the Company concluded that goodwill was not impaired, and that the fair value of its reporting unit was substantially in excess of carrying value.

Rent Received in Advance

Rent received in advance represents tenant rent payments received prior to the contractual due date, and is included in Accounts payable and other liabilities in the Consolidated Balance Sheets. Rent received in advance consisted of the following:

<i>(in thousands)</i>	December 31,	
	2024	2023
Rent received in advance	\$ 16,616	\$ 14,776

Debt Issuance Costs

In accordance with ASC 835, *Interest*, debt issuance costs related to mortgages, unsecured term loans and senior unsecured notes are reported as a direct deduction from the carrying amount of the related liability, consistent with debt discounts, in the Consolidated Balance Sheets. Debt issuance costs associated with the unsecured revolving credit facility are reported as an asset in the Consolidated Balance Sheets.

Debt issuance costs incurred in connection with the Company's unsecured revolving credit facility, mortgages, unsecured term loans and senior unsecured notes have been deferred and are being amortized over the term of the respective loan commitment using the straight-line method, which approximates the effective interest method.

Offering Costs

In connection with equity offerings, the Company incurs and capitalizes certain direct, incremental legal, professional, accounting and other third-party costs. Such costs are offset against the gross proceeds of each equity offering, and recorded as a component of Additional paid-in capital in the Consolidated Balance Sheets upon the consummation of the offering. See Note 12 for further discussion of net proceeds associated with equity offerings.

Forward Sale Agreements

The Company occasionally sells shares of common stock through forward sale agreements to enable locking in the gross price of such shares upon pricing the offering (subject to certain adjustments) while delaying the issuance of such shares and the receipt of the net proceeds. To account for the forward sale agreements, the Company considers the accounting guidance governing financial instruments and derivatives. To date, the Company has concluded that its forward sale agreements are not liabilities as they do not embody obligations to repurchase its shares nor do they embody obligations to issue a variable number of shares for which the monetary value is predominantly fixed, varying with something other than the fair value of the shares, or varying inversely in relation to its shares. The Company then evaluates whether the agreements meet the derivatives and hedging guidance scope exception to be accounted for as equity instruments. The Company has concluded that the agreements are classifiable as equity contracts based on the following assessments: (i) none of the agreements' exercise contingencies are based on observable markets or indices besides those related to the market for the Company's own stock price and operations; and (ii) none of the settlement provisions preclude the agreements from being indexed to its own stock. The Company also considers the potential dilution resulting from the forward sale agreements on the earnings per share calculations. The Company uses the treasury stock method to determine the dilution resulting from the forward sale agreements during the period of time prior to settlement.

Non-controlling Interests

Non-controlling interests represent the portions of equity in consolidated subsidiaries that are held by third parties, which are accounted for as a separate component of equity.

The Company adjusts the carrying value of non-controlling interests to reflect their share of the book value of each not wholly-owned subsidiary. Such adjustments are recorded to Additional paid-in capital as a reallocation of Non-controlling interests in the Consolidated Statements of Equity.

Derivative Instruments

The Company uses interest rate swap agreements to manage risks related to interest rate movements. The interest rate swap agreements, designated and qualifying as cash flow hedges, are reported at fair value. ASC 815, *Derivatives and Hedging* ("ASC 815"), requires a company to present the earnings effect of the hedging instrument in the same income statement line item in which the earnings effect of the hedged item is reported. In accordance with ASC 815, the gain or loss on the qualifying hedges is initially included as a component of other comprehensive income or loss and is subsequently reclassified into earnings when interest payments (the forecasted transactions) on the related debt are incurred and as the swap net settlements occur.

When an existing cash flow hedge is terminated, the Company determines the accounting treatment for the accumulated gain or loss recognized in Accumulated other comprehensive income based on the probability of the hedged forecasted transaction occurring within the period the cash flow hedge was anticipated to affect earnings. If the Company determines that the hedged forecasted transaction is probable of occurring during the original period, the accumulated gain or loss is reclassified into earnings over the remaining life of the cash flow hedge using a straight-line method. If the Company determines that the hedged forecasted transaction is not probable of occurring during the original period, the entire amount of accumulated gain or loss is reclassified into earnings at such time.

The Company documents its risk management strategy and hedge effectiveness at the inception of, and during the term of, each hedge. The Company's interest rate risk management strategy is intended to stabilize cash flow requirements by maintaining interest rate swap agreements to convert certain variable-rate debt to a fixed rate.

Property Loss and Insurance Recoveries

Property losses, whether full or partial, are accounted for using a combination of impairment, insurance, and revenue recognition guidance prescribed by GAAP. Upon incurring a loss event, the Company evaluates for asset impairment under ASC 350, *Intangibles – Goodwill and Other*, and ASC 360, *Property, Plant, and Equipment*. Under the terms of the Company's lease agreements with tenants, a majority of which are net leases (whereby the tenants are responsible for insurance, taxes, and maintenance, among other property costs), the tenants are responsible for repairs and maintenance to the properties. The terms of the leases generally also require the tenants to continue making their monthly rental payments despite the property loss. To the extent that the assets are recoverable, determined utilizing undiscounted cash flows expected to result from the use of the asset or asset group and its eventual disposition, the Company accounts for a full or partial property loss as an acceleration of depreciation and evaluates whether all or a portion of the property loss can be offset by the recognition of insurance recoveries.

Under the terms of the lease agreements with tenants, in the case of full or partial loss to a property, the tenant has an obligation to restore/rebuild the premises as nearly as possible to its value, condition and character immediately prior to such event. To mitigate the risk of loss, the Company requires tenants to maintain general liability insurance policies on the replacement value of the properties. Based on these considerations, the Company follows the guidance in ASC 610-30, *Other Income – Gains and Losses on Involuntary Conversions* ("ASC 610-30"), for the conversion of nonmonetary assets (*i.e.*, the properties) to monetary assets (*i.e.*, insurance recoveries or tenant recoveries). Under ASC 610-30, once probable of receipt, the Company recognizes an insurance/tenant recovery receivable in Tenant and other receivables, net, in the Consolidated Balance Sheets, with a corresponding offset to the accelerated depreciation recognized in the Consolidated Statements of Income and Comprehensive Income. If the insurance/tenant recovery is less than the amount of accelerated depreciation recognized, the Company will recognize a net loss in the Consolidated Statements of Income and Comprehensive Income. If the insurance/tenant recovery is greater than the amount of accelerated depreciation recognized, the Company will only recognize a recovery up to the amount of the accelerated depreciation, and will account for the excess as a gain contingency in accordance with ASC 450-30, *Gain Contingencies*. Gain contingencies are recognized when earned and realized, which typically will occur at the time of final settlement or when non-refundable cash advances are received.

Segment Reporting

The Company currently operates in a single reportable segment, which includes the acquisition, leasing, and ownership of net leased properties. The Company's chief operating decision maker ("CODM") is the Company's senior leadership team, which includes, the Chief Executive Officer, President and Chief Operating Officer, Chief Financial Officer and Treasurer, and the Company's Senior Vice Presidents. The CODM assesses, measures, and reviews the operating and financial results at the consolidated level for the entire portfolio based on consolidated revenues, expenses, and net income as reported on the Consolidated Statements of Income and Comprehensive Income. The Company does not evaluate the results of operations based on geography, size, or property type.

Fair Value Measurements

ASC 820, *Fair Value Measurement* ("ASC 820"), defines fair value as the price that would be received for an asset or paid to transfer a liability (an exit price) in the principal or most advantageous market for the asset or liability in an orderly transaction between market participants on the measurement date. ASC 820 also establishes a three-tier fair value hierarchy, which prioritizes the inputs used in measuring fair value.

The standard describes three levels of inputs that may be used to measure fair value:

Level 1 – Quoted prices that are available in active markets for identical assets or liabilities. The types of financial instruments included in Level 1 are marketable, available-for-sale equity securities that are traded in an active exchange market.

Level 2 – Pricing inputs other than quoted prices in active markets, such as quoted prices for similar assets or liabilities; quoted prices in markets that are not active; or other inputs that are observable or can be corroborated by observable market data for substantially the full term of the assets or liabilities. Instruments included in this category are derivative contracts whose value is determined using a pricing model with inputs (such as yield curves and credit spreads) that are observable in the market or can be derived principally from or corroborated by observable market data.

Level 3 – Unobservable inputs that are supported by little or no market activity and that are significant to the fair value of the assets or liabilities. Level 3 includes assets and liabilities whose values are determined using pricing models, discounted cash flow methodologies, or similar techniques, as well as instruments for which the determination of fair value requires significant management judgment or estimation.

The Company has estimated that the carrying amount reported in the Consolidated Balance Sheets for Cash and cash equivalents, Prepaid expenses and other assets, Tenant and other receivables, net, Accrued interest payable, Accounts payable and other liabilities, and Dividends payable approximates their fair values due to their short-term nature.

Recurring Fair Value Measurements

Interest Rate Swap Assets and Liabilities – The Company measures and records its interest rate swap instruments (see Note 9) at fair value, and discloses the fair value of its long-term debt, on a recurring basis.

Interest rate swaps are derivative instruments that have no quoted readily available Level 1 inputs, and therefore are measured at fair value using inputs that are directly observable in active markets and are classified within Level 2 of the valuation hierarchy, using an income approach. Specifically, the fair value of the interest rate swaps is determined using a discounted cash flow analysis on the expected future cash flows of each instrument. This analysis utilizes observable market data including yield curves and implied volatilities to determine the market's expectation of the future cash flows of the variable component. The fixed and variable components of the interest rate swaps are then discounted using calculated discount factors developed based on the overnight indexed swap ("OIS") curve and are aggregated to arrive at a single valuation for the period. The Company also incorporates credit valuation adjustments to appropriately reflect both its own nonperformance risk and the respective counterparty's nonperformance risk in the fair value measurements. Although the Company has determined that the majority of the inputs used to value its interest rate swaps fall within Level 2 of the fair value hierarchy, the credit valuation adjustments associated with its interest rate swaps utilize Level 3 inputs, such as estimates of current credit spreads to evaluate the likelihood of default by itself and its counterparties. At December 31, 2024 and 2023, the Company has assessed the significance of the impact of the credit valuation adjustments on the overall valuation of its derivative positions and has determined that the credit valuation adjustments are not significant to the overall valuation. As a result, the Company has determined that its interest rate swap valuations in their entirety are appropriately classified within Level 2 of the fair value hierarchy.

The balances of financial instruments measured at fair value on a recurring basis are as follows (see Note 9):

<i>(in thousands)</i>	December 31, 2024			
	Total	Level 1	Level 2	Level 3
Interest rate swap, assets	\$ 46,220	\$ —	\$ 46,220	\$ —

<i>(in thousands)</i>	December 31, 2023			
	Total	Level 1	Level 2	Level 3
Interest rate swap, assets	\$ 46,096	\$ —	\$ 46,096	\$ —

Long-term Debt – The fair value of the Company's debt was estimated using Level 1, Level 2, and Level 3 inputs based on recent secondary market trades of the Company's 2031 Senior Unsecured Public Notes (see Note 7), recent comparable financing transactions, recent market risk premiums for loans of comparable quality, Secured Overnight Financing Rate ("SOFR"), Canadian Dollar Offered Rate ("CDOR"), Canadian Overnight Repo Rate Average ("CORRA"), U.S. Treasury obligation interest rates, and discounted estimated future cash payments to be made on such debt. The discount rates estimated reflect the Company's judgment as to the approximate current lending rates for loans or groups of loans with similar maturities and assumes that the debt is outstanding through maturity. Market information, as available, or present value techniques were utilized to estimate the amounts required to be disclosed. Since such amounts are estimates that are based on limited available market information for similar transactions and do not acknowledge transfer or other repayment restrictions that may exist on specific loans, it is unlikely that the estimated fair value of any such debt could be realized by immediate settlement of the obligation.

The following table summarizes the carrying amount reported in the Consolidated Balance Sheets and the Company's estimate of the fair value of the unsecured revolving credit facility, mortgages, unsecured term loans, and senior unsecured notes which includes the fair value of interest rate swaps:

<i>(in thousands)</i>	December 31,	
	2024	2023
Carrying amount	\$ 1,919,927	\$ 1,919,607
Fair value	1,794,821	1,761,177

Non-recurring Fair Value Measurements

The Company's non-recurring fair value measurements at December 31, 2024 and 2023, consisted of the fair value of impaired real estate assets that were determined using Level 3 inputs.

Income Taxes

The Company has made an election to be taxed as a REIT under Sections 856 through 860 of the Code, commencing with its taxable year ended December 31, 2008. The Company believes it is organized and operates in such a manner as to qualify for treatment as a REIT, and intends to operate in the foreseeable future in such a manner so that it will remain qualified as a REIT for U.S. federal income tax purposes. Accordingly, the Company is not subject to U.S. federal corporate income tax to the extent its dividends paid deduction exceeds its taxable income, as defined in the Code. Accordingly, no provision has been made for U.S. federal income taxes in the accompanying Consolidated Financial Statements. The Company has a wholly-owned subsidiary that elected to be treated as a taxable REIT subsidiary ("TRS") and is subject to U.S. federal, state and local income taxes at regular corporate tax rates when due.

The Company is subject to state and local income or franchise taxes and foreign taxes in certain jurisdictions in which some of its properties are located and records these within Income taxes in the accompanying Consolidated Statements of Income and Comprehensive Income when due.

The Company is required to file income tax returns with federal, state, and Canadian taxing authorities. At December 31, 2024, the Company's U.S. federal and state income tax returns remain subject to examination by the respective taxing authorities for the 2021 through 2023 tax years.

The Company recognizes and measures uncertain tax positions using a two-step approach. The first step is to evaluate the tax position for recognition by determining if the weight of available evidence indicates it is more-likely-than-not that the position will be sustained upon examination, including resolution of related appeals or litigation processes, if any. In making this assessment, the Company must assume that the taxing authority will examine the income tax position and have full knowledge of all relevant information. The second step is to measure the tax benefit as the largest amount that is more than 50% likely of being realized upon ultimate settlement. The Company considers many factors when evaluating and estimating tax positions and tax benefits, which may require periodic adjustments and which may or may not accurately forecast actual outcomes.

The Company has determined that it has no uncertain tax positions as of December 31, 2024 and 2023.

Interest and penalties related to income taxes are charged to tax expense during the year in which they are incurred.

Taxes Collected From Tenants and Remitted to Governmental Authorities

A majority of the Company's properties are leased on a net basis, which provides that the tenants are responsible for the payment of property operating expenses, including, but not limited to, property taxes, maintenance, insurance, repairs, and capital costs, during the lease term. The Company records such expenses on a net basis.

In other situations, the Company may collect property taxes from its tenants and remit those taxes to governmental authorities. Taxes collected from tenants and remitted to governmental authorities are presented on a gross basis, where amounts billed to tenants are included in Lease revenues, net and the corresponding expense is included in Property and operating expense in the accompanying Consolidated Statements of Income and Comprehensive Income.

Right-of-Use Assets and Lease Liabilities

The Company is a lessee under non-cancelable operating leases associated with its corporate headquarters and other office spaces as well as with leases of land ("ground leases"). The Company records right-of-use assets and lease liabilities associated with these leases. The lease liability is equal to the net present value of the future payments to be made under the lease, discounted using estimates based on observable market factors. The right-of-use asset is generally equal to the lease liability plus initial direct costs associated with the leases. The Company includes in the recognition of the right-of-use asset and lease liability those renewal periods that are reasonably certain to be exercised, based on the facts and circumstances that exist at lease inception. Amounts associated with percentage rent provisions are considered variable lease costs and are not included in the initial measurement of the right-of-use asset or lease liability. The Company has made an accounting policy election, applicable to all asset types, not to separate lease from nonlease components when allocating contract consideration related to operating leases.

Right-of-use assets and lease liabilities associated with operating leases were included in the accompanying Consolidated Balance Sheets as follows:

<i>(in thousands)</i>	Financial Statement Presentation	December 31,	
		2024	2023
Right-of-use assets	Prepaid expenses and other assets	\$ 10,239	\$ 8,476
Lease liabilities	Accounts payable and other liabilities	10,186	8,256

The Company's right-of-use assets and lease liabilities primarily consist of a lease for the Company's corporate office space, which expires in October 2033. The lease contains two five-year extension options, exercisable at the Company's discretion, that are not reasonably certain to be exercised, and are therefore excluded from our calculation of the lease liability.

Rental Expense

Rental expense associated with operating leases is recorded on a straight-line basis over the term of each lease, for leases that have fixed and measurable rent escalations. The difference between rental expense incurred on a straight-line basis and the cash rental payments due under the provisions of the lease is recorded as part of the right-of-use asset in the accompanying December 31, 2024 and 2023 Consolidated Balance Sheets. Amounts associated with percentage rent provisions based on the achievement of sales targets are recognized as variable rental expense when achievement of the sales targets are considered probable.

Rental expense, which primarily consists of office space, is included in both General and administrative and Property and operating expense line items in the accompanying Consolidated Statements of Income and Comprehensive Income as follows:

<i>(in thousands)</i>	For the Year Ended December 31,		
	2024	2023	2022
Rental expense	\$ 1,211	\$ 1,189	\$ 964

Stock-Based Compensation

The Company has issued restricted stock awards (“RSAs”) and performance-based restricted stock units (“PRSUs”) under its 2020 Omnibus Equity and Incentive Plan (the “Equity Incentive Plan”). The Company accounts for stock-based incentives in accordance with ASC 718, *Compensation – Stock Compensation*, which requires that such compensation be recognized in the financial statements based on the award’s estimated grant date fair value. The value of such awards is recognized as compensation expense in General and administrative expenses in the Consolidated Statements of Income and Comprehensive Income over the appropriate vesting period on a straight-line basis or at the cumulative amount vested at each balance sheet date, if greater. The Company records forfeitures during the period in which they occur by reversing all previously recorded stock compensation expense associated with the forfeited shares. Dividends declared on RSAs issued under the Equity Incentive Plan are recorded as Cumulative distributions in excess of retained earnings in the Consolidated Balance Sheets. Accumulated dividends related to forfeited RSAs are reversed through compensation expense in the period the forfeiture occurs. Dividends accrued on the PRSUs are recorded as Cumulative distributions in excess of retained earnings in the Consolidated Balance Sheets. Accumulated dividends accrued related to forfeited PRSUs are reversed in the period the forfeiture occurs.

Earnings per Share

Earnings per common share has been computed pursuant to the guidance in ASC 260, *Earnings Per Share*, which requires the classification of the Company’s unvested shares of restricted common stock, which contain rights to receive non-forfeitable dividends, as participating securities requiring the two-class method of computing earnings per share. The two-class method is an earnings allocation formula that determines earnings per share for each class of common stock and participating securities according to dividends declared (or accumulated) and participation rights in undistributed earnings. In accordance with the two-class method, the Company’s calculation of earnings per share excludes the income attributable to the unvested shares of restricted common stock from the numerator of the calculation and the weighted average number of such unvested shares from the denominator. Diluted earnings per share is computed by dividing net income by the weighted average shares of common stock and potentially dilutive securities in accordance with the treasury stock method and/or if converted method. See Note 14.

Recently Adopted Accounting Standards

In November 2023, the Financial Accounting Standards Board (“FASB”) issued Accounting Standards Update (“ASU”) 2023-07, *Segment Reporting (Topic 280): Improvements to Reportable Segment Disclosures* (“ASU 2023-07”). ASU 2023-07 is intended to improve reportable segment disclosure by requiring disclosure of incremental segment information, such as, annual and interim disclosure of significant segment expenses that are regularly reviewed by the CODM, interim disclosure of a reportable segment’s profit or loss and assets, and require that a public entity with a single reportable segment provide all the disclosures required by ASU 2023-07 and all existing required segment disclosures. The amendments in ASU 2023-07 were effective for the Company beginning January 1, 2024, and disclosures were retrospectively applied to all periods presented. The impact to the Company was primarily including disclosure around identifying the title and position of the Company’s CODM. The Company has one reportable segment and the required disclosure updates have been reflected in the *Segment Reporting* section elsewhere in Note 2.

Recently Issued Accounting Standards

In November 2024, the FASB issued ASU 2024-03, *Income Statement—Reporting Comprehensive Income—Expense Disaggregation Disclosures (Subtopic 220-40)* (“ASU 2024-03”). ASU 2024-03 requires a public entity to disclose additional information about specific expense categories in the notes to financial statements on an annual and interim basis. The amendments are effective for annual periods beginning after December 15, 2026, and interim periods beginning after December 15, 2027, with early adoption permitted. The Company will have the election to apply the amendments either prospectively to financial statements issued for reporting periods after the effective date of this ASU or retrospectively to any or all prior periods presented in the financial statements. While this update will result in enhanced disclosures, the Company does not expect it will have a material impact on the Company’s financial statements.

3. Acquisitions of Rental Property

The Company closed on the following acquisitions during the year ended December 31, 2024:

(in thousands, except number of properties)

Date	Property Type	Number of Properties	Real Estate Acquisition Price
April 4, 2024	Retail	8	\$ 84,500 ^(a)
April 18, 2024	Industrial & Retail	5	65,000
May 21, 2024	Retail	1	12,590
May 30, 2024	Industrial	5	31,493
June 6, 2024	Industrial	1	9,470
June 24, 2024	Retail	2	14,000
September 3, 2024	Retail	1	10,180
September 5, 2024	Industrial	1	59,000 ^(b)
December 12, 2024	Retail	1	1,050 ^(c)
December 24, 2024	Industrial	1	2,750 ^(d)
		26	\$ 290,033

(a) In April 2024, the Company acquired \$52.0 million of real estate assets. In June 2024, the Company contributed these assets in exchange for preferred equity in a consolidated VIE (see Note 2).

(b) Acquisition of land to be developed in connection with a \$2.0 million build-to-suit transaction expected to fund in multiple draws through March 2025.

(c) Acquisition of land to be developed in connection with a \$115.4 million build-to-suit transaction expected to fund in multiple draws through July 2026.

(d) Acquisition price excludes capitalized acquisition costs of \$8.3 million.

The Company closed on the following acquisitions during the year ended December 31, 2023:

(in thousands, except number of properties)

Date	Property Type	Number of Properties	Real Estate Acquisition Price
March 14, 2023	Retail	1	\$ 5,221
May 16, 2023	Industrial	2	10,432
May 22, 2023	Industrial	1	17,300 ^(e)
May 25, 2023	Industrial	1	9,952 ^(f)
July 11, 2023	Retail	1	460
November 14, 2023	Retail	1	1,963 ^(g)
		7	\$ 45,328

(e) Acquisition of land developed in connection with a \$204.8 million build-to-suit transaction substantially completed in September 2024.

(f) Acquisition of land developed in connection with a \$1.7 million build-to-suit transaction completed in October 2023.

(g) Acquisition price excludes capitalized acquisition costs of \$3.1 million.

The Company allocated the purchase price of these properties to the fair value of the assets acquired and liabilities assumed. The following table summarizes the purchase price allocation for completed real estate acquisitions:

(in thousands)	For the Year Ended December 31,	
	2024	2023
Land	\$ 56,397	\$ 2,975
Land improvements	13,972	2,817
Buildings and improvements	198,173	19,913
Property under development	9,950	20,315
Acquired in-place leases ^(h)	23,336	2,561
Acquired above-market leases ⁽ⁱ⁾	1,029	—
Acquired below-market leases ^(j)	(4,504)	(166)
	\$ 298,353	\$ 48,415

(h) The weighted average amortization period for acquired in-place leases is 10 years and 16 years for acquisitions completed during the years ended December 31, 2024 and 2023, respectively.

(i) The weighted average amortization period for acquired above-market leases is six years for acquisitions completed during the year ended December 31, 2024. There were no above-market leases acquired during the year ended December 31, 2023.

(j) The weighted average amortization period for acquired below-market leases is nine years and 20 years for acquisitions completed during the years ended December 31, 2024 and 2023, respectively.

The above acquisitions were funded using a combination of available cash on hand and unsecured revolving credit facility borrowings. All real estate acquisitions closed during the years ended December 31, 2024 and 2023, qualified as asset acquisitions and as such, acquisition costs were capitalized.

Subsequent to December 31, 2024, the Company closed on the following acquisitions (see Note 18):

(in thousands, except number of properties)

Date	Property Type	Number of Properties	Acquisition Price
January 28, 2025	Retail	1	\$ 9,871
February 13, 2025	Retail	1	495 ^(k)
		<u>2</u>	<u>\$ 10,366</u>

(k) Acquisition of land to be developed in connection with a \$1.7 million build-to-suit transaction expected to fund in multiple draws through April 2025.

4. Sale of Real Estate

The Company closed on the following sales of real estate, none of which qualified as discontinued operations:

(in thousands, except number of properties)

	For the Year Ended December 31,		
	2024	2023	2022
Number of properties disposed	58	14	8
Aggregate sale price	\$ 364,059	\$ 200,072	\$ 58,024
Aggregate carrying value	(285,736)	(140,649)	(40,485)
Additional sales expenses	(5,170)	(5,113)	(1,586)
Gain on sale of real estate	<u>\$ 73,153</u>	<u>\$ 54,310</u>	<u>\$ 15,953</u>

5. Investment in Rental Property and Lease Arrangements

The Company generally leases its investment rental property to established tenants in the industrial and retail property types. At December 31, 2024, the Company had 765 real estate properties, 753 of which were leased under leases that have been classified as operating leases, nine that have been classified as direct financing leases, one that has been classified as a sales-type lease, and two that were vacant. Of the nine leases classified as direct financing leases, three include land portions which are accounted for as operating leases. The sales-type lease includes a land portion which is accounted for as an operating lease (see *Revenue Recognition* within Note 2). Most leases have initial terms of 10 to 20 years. The Company's leases generally provide for limited increases in rent as a result of fixed increases, increases in the CPI, or increases in the tenant's sales volume. Generally, tenants are also required to pay all property taxes and assessments, substantially maintain the interior and exterior of the building, and maintain property and liability insurance coverage. The leases also typically provide for one or more multiple year renewal options, at the election of the tenant, and are subject to generally the same terms and conditions as the initial lease.

Investment in Rental Property – Accounted for Using the Operating Method

Depreciation expense on investment in rental property was as follows:

(in thousands)	For the Year Ended December 31,		
	2024	2023	2022
Depreciation	\$ 123,684	\$ 123,859	\$ 114,583

Estimated lease payments to be received under non-cancelable operating leases with tenants at December 31, 2024 are as follows:

(in thousands)	
2025	\$ 398,476
2026	409,901
2027	402,803
2028	386,879
2029	375,699
Thereafter	2,888,790
	<u>\$ 4,862,548</u>

Since lease renewal periods are exercisable at the option of the tenant, the above amounts only include future lease payments due during the initial lease terms. Such amounts exclude any potential variable rent increases that are based on changes in the CPI or future variable rents which may be received under the leases based on a percentage of the tenant's gross sales. Additionally, certain of our leases provide tenants with the option to terminate their leases in exchange for termination penalties, or that are contingent upon the occurrence of a future event. Future lease payments within the table above have not been adjusted for these termination rights.

Investment in Rental Property – Direct Financing Leases

The Company's net investment in direct financing leases was comprised of the following:

<i>(in thousands)</i>	December 31,	
	2024	2023
Undiscounted estimated lease payments to be received	\$ 31,983	\$ 35,155
Estimated unguaranteed residual values	14,547	14,547
Unearned revenue	(20,277)	(22,944)
Reserve for credit losses	(99)	(115)
Net investment in direct financing leases	<u>\$ 26,154</u>	<u>\$ 26,643</u>

Undiscounted estimated lease payments to be received under non-cancelable direct financing leases with tenants at December 31, 2024 are as follows:

<i>(in thousands)</i>		
2025	\$	3,285
2026		3,357
2027		3,426
2028		3,496
2029		3,561
Thereafter		14,858
	<u>\$</u>	<u>31,983</u>

The above rental receipts do not include future lease payments for renewal periods, potential variable CPI rent increases, or variable percentage rent payments that may become due in future periods.

The following table summarizes amounts reported as Lease revenues, net in the Consolidated Statements of Income and Comprehensive Income:

<i>(in thousands)</i>	For the Year Ended December 31,		
	2024	2023	2022
Contractual rental amounts billed for operating leases	\$ 388,074	\$ 388,073	\$ 359,317
Adjustment to recognize contractual operating lease billings on a straight-line basis	22,163	27,154	22,353
Net write-offs of accrued rental income	(2,556)	(4,266)	(1,326)
Variable rental amounts earned	2,999	2,277	1,507
Earned income from direct financing leases	2,748	2,752	2,856
Interest income from sales-type leases	58	58	58
Operating expenses billed to tenants	20,693	20,363	19,779
Other income from real estate transactions ^(a)	2,039	7,414	3,069
Adjustment to revenue recognized for uncollectible rental amounts billed, net	(4,418)	(937)	(100)
Total lease revenues, net	<u>\$ 431,800</u>	<u>\$ 442,888</u>	<u>\$ 407,513</u>

(a) Includes \$1.2 million, \$7.5 million and \$2.5 million of lease termination fee income for the years ended December 31, 2024, 2023, and 2022, respectively.

6. Intangible Assets and Liabilities, and Leasing Fees

The following is a summary of intangible assets and liabilities, and leasing fees, and related accumulated amortization:

<i>(in thousands)</i>	December 31,	
	2024	2023
Lease intangibles:		
Acquired above-market leases	\$ 39,786	\$ 44,711
Less accumulated amortization	(18,599)	(20,312)
Acquired above-market leases, net	21,187	24,399
Acquired in-place leases	406,146	416,206
Less accumulated amortization	(159,695)	(152,379)
Acquired in-place leases, net	246,451	263,827
Total intangible lease assets, net	\$ 267,638	\$ 288,226
Acquired below-market leases	\$ 94,513	\$ 98,535
Less accumulated amortization	(45,782)	(45,004)
Intangible lease liabilities, net	\$ 48,731	\$ 53,531
Leasing fees	\$ 21,781	\$ 18,117
Less accumulated amortization	(6,495)	(6,426)
Leasing fees, net	\$ 15,286	\$ 11,691

Amortization of intangible lease assets and liabilities, and leasing fees was as follows:

<i>(in thousands)</i>	Intangible	Financial Statement Presentation	For the Year Ended December 31,		
			2024	2023	2022
Acquired in-place leases and leasing fees		Depreciation and amortization	\$ 32,161	\$ 34,487	\$ 40,090
Above-market and below-market leases		Lease revenues, net	4,419	5,859	4,822

For the years ended December 31, 2024, 2023 and 2022, amortization of all intangible assets and liabilities includes \$1.6 million, \$0.9 million, and \$8.5 million, respectively, of accelerated amortization resulting from early lease terminations.

Estimated future amortization of intangible assets and liabilities, and leasing fees at December 31, 2024 is as follows:

<i>(in thousands)</i>	
2025	\$ 26,497
2026	25,481
2027	23,618
2028	21,348
2029	19,744
Thereafter	117,505
	<u>\$ 234,193</u>

7. Unsecured Credit Agreements

Unsecured Revolving Credit Agreements

Unsecured Revolving Credit Facility

On September 4, 2020, the Company entered into a \$900.0 million unsecured revolving credit facility (the “Revolving Credit Facility”), with JPMorgan Chase Bank, N.A., as administrative agent. The Company closed the Revolving Credit Facility on September 21, 2020. The Revolving Credit Facility includes an accordion feature to increase the aggregate facility size from \$900.0 million to \$2.0 billion, subject to the willingness of existing or new lenders to fund such increase and other customary conditions. The Company has the option to extend the term of the Revolving Credit Facility twice for six months per extension, subject to certain conditions, including payment of an extension fee equal to 0.0625% of the revolving commitments. On January 28, 2022, the Company amended and restated the Revolving Credit Facility to increase the available borrowings to \$1.0 billion and extend the maturity date to March 31, 2026. In addition to United States Dollars (“USD”), borrowings under the Revolving Credit Facility can be made in Pound Sterling, Euros or Canadian Dollars (“CAD”) up to an aggregate amount of \$500.0 million. Borrowings under the amended Revolving Credit Facility are subject to interest only payments at variable rates equal to the applicable reference rate plus a margin based on the Company’s credit rating, ranging between 0.725% and 1.400%. The amended Revolving Credit Facility is subject to a facility fee on the amount of the revolving commitments, based on the Company’s credit rating, ranging between 0.125% and 0.300%. The applicable facility fee is 0.200% per annum.

Unsecured Term Loan Agreements

2026 Unsecured Term Loan

On February 27, 2019, the Company entered into a \$450.0 million seven-year unsecured term loan agreement (the “2026 Unsecured Term Loan”) with Capital One, National Association as administrative agent. The 2026 Unsecured Term Loan provides an accordion feature for up to a total of \$550.0 million borrowing capacity. The 2026 Unsecured Term Loan has an initial maturity date of February 27, 2026. Following the amendment, borrowings under the 2026 Unsecured Term Loan were subject to interest only payments at variable rates equal to LIBOR plus a margin between 1.45% and 2.40% per annum based on the Company’s credit rating through March 12, 2021. On March 12, 2021, the Company amended the 2026 Unsecured Term Loan to reduce the margin on variable interest rate borrowings, and made a \$50.0 million payoff on the loan. Borrowings under the amended 2026 Unsecured Term Loan are subject to interest only payments at variable rates equal to LIBOR plus a margin between 0.85% and 1.65% per annum based on the Company’s credit rating. Effective July 1, 2023, the Company further amended the 2026 Unsecured Term Loan to transition to SOFR upon the cessation of LIBOR. Interest on borrowings bear interest at one-month adjusted SOFR plus a margin between 0.85% and 1.65% per annum based on the Company’s credit rating. The 2026 Unsecured Term Loan is subject to a fee of 0.25% per annum on the amount of the commitment, reduced by the amount of term loans outstanding.

2027 and 2029 Unsecured Term Loans

On August 1, 2022, the Company entered into two unsecured term loans, including a \$200.0 million, five-year unsecured term loan (the “2027 Unsecured Term Loan”), and a \$300.0 million, seven-year unsecured term loan (the “2029 Unsecured Term Loan”) both with Regions Bank as administrative agent. Borrowings on the term loans bear interest at variable rates based on adjusted SOFR, plus a margin based on the Company’s credit rating, ranging between 0.80% and 1.60% per annum for the 2027 Unsecured Term Loan, and 1.15% and 2.20% per annum for the 2029 Unsecured Term Loan.

Senior Unsecured Notes

2027 Senior Unsecured Notes - Series A

On April 18, 2017, the Company issued \$150.0 million of unsecured, fixed-rate, interest-only guaranteed senior promissory notes (the “2027 Senior Unsecured Notes - Series A”). The 2027 Senior Unsecured Notes - Series A were issued at par, and bear interest at a rate of 4.84%.

2028 Senior Unsecured Notes - Series B and 2030 Senior Unsecured Notes - Series C

On July 2, 2018, the Company entered into a Note and Guaranty Agreement (the “NGA Agreement”) with each of the purchasers of unsecured, fixed-rate, interest-only, guaranteed senior promissory notes. Under the NGA Agreement, the OP issued and sold senior promissory notes in two series, series B guaranteed senior notes (the “2028 Senior Unsecured Notes - Series B”) and series C guaranteed senior notes (the “2030 Unsecured Notes - Series C”), for an aggregate principal amount of \$325.0 million. The 2028 Senior Unsecured Notes - Series B provide for an aggregate principal amount of \$225.0 million with a fixed-rate of 5.09%. The 2030 Senior Unsecured Notes - Series C provide for an aggregate principal amount of \$100.0 million with a fixed-rate of 5.19%.

2031 Senior Unsecured Public Notes

On September 15, 2021, the Company completed a public offering of \$375.0 million in aggregate principal amount of 2.60% senior unsecured notes due in 2031 (the “2031 Senior Unsecured Public Notes”), issued at 99.816% of the principal amount. The 2031 Senior Unsecured Public Notes require semi-annual interest payments through the maturity date of September 15, 2031, unless earlier redeemed. The 2031 Senior Unsecured Public Notes were issued by the OP and are fully and unconditionally guaranteed by the Company.

Covenants on Unsecured Credit Agreements

The Company is subject to various financial and operational covenants and financial reporting requirements pursuant to its unsecured credit agreements. These covenants require the Company to maintain certain financial ratios. As of December 31, 2024, and for all periods presented, the Company believes it was in compliance with all of its loan covenants. Failure to comply with the covenants would result in a default which, if the Company were unable to cure or obtain a waiver from the lenders, could accelerate the repayment of the obligations. Further, in the event of default, the Company may be restricted from paying dividends to its stockholders in excess of dividends required to maintain its REIT qualification. Accordingly, an event of default could have a material effect on the Company.

The following table summarizes the Company's unsecured credit agreements:

	Outstanding Balance		Interest Rate	Maturity Date
	December 31,			
(in thousands, except interest rates)	2024	2023		
Unsecured revolving credit facility	\$ 93,014	\$ 90,434	Applicable reference rate + 0.85% ^(a)	Mar. 2026 ^(d)
Unsecured term loans:				
2026 Unsecured Term Loan	400,000	400,000	one-month adjusted SOFR + 1.00% ^(b)	Feb. 2026
2027 Unsecured Term Loan	200,000	200,000	daily simple adjusted SOFR + 0.95% ^(c)	Aug. 2027
2029 Unsecured Term Loan	300,000	300,000	daily simple adjusted SOFR + 1.25% ^(c)	Aug. 2029
Total unsecured term loans	900,000	900,000		
Unamortized debt issuance costs, net	(2,799)	(4,053)		
Total unsecured term loans, net	897,201	895,947		
Senior unsecured notes:				
2027 Senior Unsecured Notes - Series A	150,000	150,000	4.84%	Apr. 2027
2028 Senior Unsecured Notes - Series B	225,000	225,000	5.09%	Jul. 2028
2030 Senior Unsecured Notes - Series C	100,000	100,000	5.19%	Jul. 2030
2031 Senior Unsecured Public Notes	375,000	375,000	2.60%	Sep. 2031
Total senior unsecured notes	850,000	850,000		
Unamortized debt issuance costs and original issuance discount, net	(3,936)	(4,691)		
Total senior unsecured notes, net	846,064	845,309		
Total unsecured debt, net	\$ 1,836,279	\$ 1,831,690		

- (a) At December 31, 2024, a balance of \$23.5 million was subject to daily simple SOFR, and at December 31, 2023 a balance of \$15.0 million was subject to one-month SOFR. The remaining balance of \$100.0 million CAD borrowings remeasured to \$69.5 million USD and \$75.4 million USD, at December 31, 2024 and 2023, respectively, and was subject to daily simple CORRA of 3.32% at December 31, 2024 and one-month CDOR, of 5.46% at December 31, 2023.
- (b) At December 31, 2024 and 2023, one-month SOFR was 4.33% and 5.35%, respectively.
- (c) At December 31, 2024, overnight SOFR was 4.49%. The applicable reference rate at December 31, 2023 was one-month SOFR, which was 5.35%.
- (d) The Company's unsecured revolving credit facility contains two six-month extension options subject to certain conditions, including the payment of an extension fee equal to 0.0625% of the revolving commitments.

At December 31, 2024, the weighted average interest rate on all outstanding borrowings was 4.79% exclusive of interest rate swap agreements, and 3.84% inclusive of interest rate swap agreements.

For the year ended December 31, 2022, the Company incurred debt issuance costs of \$7.0 million associated with financing activities. The Company did not incur any debt issuance costs for the years ended December 31, 2024 and 2023.

Debt issuance costs and original issuance discounts are amortized as a component of Interest expense in the accompanying Consolidated Statements of Income and Comprehensive Income. The following table summarizes debt issuance cost and original issuance discount amortization:

(in thousands)	For the Year Ended December 31,		
	2024	2023	2022
Debt issuance costs and original issuance discount amortization	\$ 3,932	\$ 3,938	\$ 3,692

8. Mortgages

The Company's mortgages consist of the following:

(in thousands, except interest rates)	Lender	Origination Date	Maturity Date	Interest Rate	December 31,		
					2024	2023	
	Wilmington Trust National Association	Apr. 2019	Feb. 2028	4.92%	\$ 42,838	\$ 44,207	(a) (b) (c) (d)
	Wilmington Trust National Association	Jun. 2018	Aug. 2025	4.36%	18,283	18,725	(a) (b) (c) (d)
	PNC Bank	Oct. 2016	Nov. 2026	3.62%	15,792	16,241	(b) (c)
Total mortgages					76,913	79,173	
Debt issuance costs, net					(67)	(105)	
Mortgages, net					\$ 76,846	\$ 79,068	

- (a) Non-recourse debt includes the indemnification/guaranty of the Company pertaining to fraud, environmental claims, insolvency, and other matters.
- (b) Debt secured by related rental property and lease rents.
- (c) Debt secured by guaranty of the OP.
- (d) Mortgage was assumed as part of the acquisition of the related property. The debt was recorded at fair value at the time of assumption.



At December 31, 2024, investment in rental property with a book value of \$117.8 million was pledged as collateral against the Company's mortgages.

Estimated future principal payments to be made under the above mortgages and the Company's unsecured credit agreements (see Note 7) at December 31, 2024, are as follows:

<i>(in thousands)</i>	
2025	\$ 20,195
2026	509,857
2027	351,596
2028	263,279
2029	300,000
Thereafter	475,000
	<u>\$ 1,919,927</u>

Certain of the Company's mortgages provide for prepayment fees and can be terminated under certain events of default as defined under the related agreements. These prepayment fees are not reflected as part of the table above.

9. Interest Rate Swaps

Interest rate swaps were entered into with certain financial institutions in order to mitigate the impact of interest rate variability over the term of the related debt agreements. The interest rate swaps are considered cash flow hedges. Under these agreements, the Company receives monthly payments from the counterparties equal to the related variable interest rates multiplied by the outstanding notional amounts. In turn, the Company pays the counterparties each month an amount equal to a fixed rate multiplied by the related outstanding notional amounts. The intended net impact of these transactions is that the Company pays a fixed interest rate on its variable-rate borrowings.

In order to reduce counterparty concentration risk, the Company diversifies the institutions that serve as swap counterparties. The Company is exposed to credit risk in the event of non-performance by the counterparties of the swaps. The Company minimizes the risk exposure by limiting counterparties to only major banks who meet established credit and capital guidelines.

In June 2024, the Company entered into nine forward-starting interest rate swaps with various institutions for a total notional amount of \$460.0 million in order to mitigate the impact of interest rate variability over the term of the Company's current and expected debt obligations. These swap arrangements are effective during various periods between March and December 2025 and mature in 2030.

The following is a summary of the Company's outstanding interest rate swap agreements:

(in thousands, except interest rates)

Counterparty	Maturity Date	Fixed Rate	Variable Rate Index ^(a)	December 31, 2024		December 31, 2023	
				Notional Amount	Fair Value	Notional Amount	Fair Value
Effective Swaps:							
Wells Fargo Bank, N.A.	October 2024	2.72 %	daily compounded SOFR	\$ —	\$ —	\$ 15,000	\$ 255
Capital One, National Association	December 2024	1.58 %	daily compounded SOFR	—	—	15,000	445
Bank of Montreal	January 2025	1.91 %	daily compounded SOFR	25,000	2	25,000	713
Truist Financial Corporation	April 2025	2.20 %	daily compounded SOFR	25,000	137	25,000	734
Bank of Montreal	July 2025	2.32 %	daily compounded SOFR	25,000	250	25,000	768
Truist Financial Corporation	July 2025	1.99 %	daily compounded SOFR	25,000	290	25,000	888
Truist Financial Corporation	December 2025	2.30 %	daily compounded SOFR	25,000	471	25,000	887
Bank of Montreal	January 2026	1.92 %	daily compounded SOFR	25,000	569	25,000	1,071
Bank of Montreal	January 2026	2.05 %	daily compounded SOFR	40,000	860	40,000	1,615
Capital One, National Association	January 2026	2.08 %	daily compounded SOFR	35,000	743	35,000	1,389
Truist Financial Corporation	January 2026	1.93 %	daily compounded SOFR	25,000	567	25,000	1,067
Capital One, National Association	April 2026	2.68 %	daily compounded SOFR	15,000	280	15,000	439
Capital One, National Association	July 2026	1.32 %	daily compounded SOFR	35,000	1,454	35,000	2,186
Bank of Montreal	December 2026	2.33 %	daily compounded SOFR	10,000	346	10,000	423
Bank of Montreal	December 2026	1.99 %	daily compounded SOFR	25,000	1,030	25,000	1,299
Toronto-Dominion Bank	March 2027	2.46 %	daily compounded CORRA	13,903	166	15,087	572
Wells Fargo Bank, N.A.	April 2027	2.72 %	daily compounded SOFR	25,000	757	25,000	806
Bank of Montreal	December 2027	2.37 %	daily compounded SOFR	25,000	1,230	25,000	1,215
Capital One, National Association	December 2027	2.37 %	daily compounded SOFR	25,000	1,227	25,000	1,197
Wells Fargo Bank, N.A.	January 2028	2.37 %	daily compounded SOFR	75,000	3,693	75,000	3,632
Bank of Montreal	May 2029	2.09 %	daily compounded SOFR	25,000	2,024	25,000	1,835
Regions Bank	May 2029	2.11 %	daily compounded SOFR	25,000	1,999	25,000	1,801
Regions Bank	June 2029	2.03 %	daily compounded SOFR	25,000	2,085	25,000	1,900
U.S. Bank National Association	June 2029	2.03 %	daily compounded SOFR	25,000	2,087	25,000	1,908
Regions Bank	August 2029	2.58 %	one-month SOFR	100,000	5,799	100,000	4,392
Toronto-Dominion Bank	August 2029	2.58 %	one-month SOFR	45,000	2,642	45,000	2,021
U.S. Bank National Association	August 2029	2.65 %	one-month SOFR	15,000	835	15,000	618
U.S. Bank National Association	August 2029	2.58 %	one-month SOFR	100,000	5,820	100,000	4,427
U.S. Bank National Association	August 2029	1.35 %	daily compounded SOFR	25,000	2,894	25,000	2,828
Regions Bank	March 2032	2.69 %	daily compounded CORRA	13,903	358	15,087	677
U.S. Bank National Association	March 2032	2.70 %	daily compounded CORRA	13,903	354	15,087	678
Bank of Montreal	March 2034	2.81 %	daily compounded CORRA	27,805	846	30,174	1,410
				<u>939,514</u>	<u>41,815</u>	<u>975,435</u>	<u>46,096</u>
Forward Starting Swaps: ^(d)							
Bank of Montreal	March 2030	3.80 %	daily simple SOFR	80,000	541	—	—
JPMorgan Chase Bank, N.A.	March 2030	3.79 %	daily simple SOFR	50,000	371	—	—
U.S. Bank National Association	June 2030	3.73 %	daily simple SOFR	70,000	666	—	—
Truist Financial Corporation	June 2030	3.73 %	daily simple SOFR	55,000	508	—	—
Manufacturers & Traders Trust Company	September 2030	3.71 %	daily simple SOFR	50,000	512	—	—
Regions Bank	September 2030	3.69 %	daily simple SOFR	15,000	159	—	—
Truist Financial Corporation	September 2030	3.70 %	daily simple SOFR	15,000	159	—	—
Toronto-Dominion Bank	December 2030	3.66 %	daily simple SOFR	70,000	846	—	—
Regions Bank	December 2030	3.66 %	daily simple SOFR	55,000	643	—	—
				<u>460,000</u>	<u>4,405</u>	—	—
Total Swaps				<u>\$ 1,399,514</u>	<u>\$ 46,220</u>	<u>\$ 975,435</u>	<u>\$ 46,096</u>

(a) Prior to the cessation of CDOR on July 1, 2024, the variable rate index for daily compounded CORRA based swaps was one-month CDOR.

(b) The contractual notional amount is \$20.0 million CAD.

(c) The contractual notional amount is \$40.0 million CAD.

(d) Forward starting swaps have effective dates that are five years prior to each respective maturity date.

At December 31, 2024, the weighted average interest rate on all outstanding borrowings was 3.84%, inclusive of a weighted average fixed rate on effective interest rate swaps of 2.28%.

The total amounts recognized, and the location in the accompanying Consolidated Statements of Income and Comprehensive Income, from converting from variable rates to fixed rates under these agreements were as follows:

(in thousands)	Amount of Gain (Loss) Recognized in Accumulated Other Comprehensive Income	Reclassification from Accumulated Other Comprehensive Income		Total Interest Expense Presented in the Consolidated Statements of Income and Comprehensive Income
		Location	Amount of Gain (Loss)	
For the year ended December 31,				
2024	\$ 124	Interest expense	\$ 28,797	\$ 74,077
2023	(17,293)	Interest expense	25,679	80,053
2022	90,560	Interest expense	(4,453)	78,652

Amounts related to the interest rate swaps expected to be reclassified out of Accumulated other comprehensive income to Interest expense during the next twelve months are estimated to be a gain of \$16.1 million.

10. Non-Controlling Interests

The Company has two entities with noncontrolling interests that are consolidated: the “OP,” and interests in a consolidated VIE not wholly-owned by the Company (See Note 2).

Under the Company’s UPREIT structure, entities and individuals can contribute assets in exchange for OP Units. There were no UPREIT transactions during the years ended December 31, 2024, 2023, and 2022. The cumulative amount of UPREIT properties contributed, less assumed debt, amounted to \$128.7 million as of December 31, 2024 and 2023.

The OP Units are economically equivalent to the Corporation’s common stock and, subject to certain restrictions, are convertible into the Company’s common stock at the option of the respective unit holders on a one-to-one basis. The OP Units are redeemable for cash at the option of the holder, however, the Company may issue shares in lieu of cash. Therefore, the OP Units are considered to be permanent equity. Exchanges of OP Units held by non-controlling interest holders are recorded by reducing non-controlling interest on a historical cost basis with a corresponding increase in common stock and additional paid-in capital.

The following table summarizes OP Units exchanged for shares of common stock:

<i>(in thousands)</i>	For the Year Ended December 31,		
	2024	2023	2022
OP Units exchanged for shares of common stock	282	1,277	118
Value of units exchanged	\$ 4,544	\$ 21,235	\$ 1,926

Holders of the OP Units do not have voting rights at the Corporation level.

11. Credit Risk Concentrations

The Company maintained bank balances that, at times, exceeded the federally insured limit during the years ended December 31, 2024, 2023, and 2022. The Company has not experienced losses relating to these deposits and management does not believe that the Company is exposed to any significant credit risk with respect to these amounts based on the financial position and capitalization of the applicable banks.

For the years ended December 31, 2024, 2023, and 2022, the Company had no individual tenants or common franchises that accounted for more than 10% of Lease revenues, net, excluding lease termination fees.

12. Equity

Common Stock

The shares of the Corporation’s common stock entitle the holders to one vote per share on all matters upon which stockholders are entitled to vote, to receive dividends and other distributions as authorized by the Board of Directors in accordance with the Maryland General Corporation Law, and to all rights of a stockholder pursuant to the Maryland General Corporation Law. The common stock has no preferences or preemptive conversion or exchange rights.

Pursuant to the limited liability company agreement between the Corporation and the OP, each outstanding OP Unit is convertible into one share of the Corporation’s common stock, subject to the terms and conditions set forth in the OP’s operating agreement.

Preferred Stock

The Charter also provides the Board of Directors with the authority to issue one or more classes or series of preferred stock, and prior to the issuance of such shares of preferred stock, the Board of Directors shall have the power from time to time to classify or reclassify, in one or more series, any unissued shares and designate the preferences, rights and privileges of such shares of preferred stock. At December 31, 2024 and 2023, no shares of the Corporation’s preferred stock were issued and outstanding.

At-the-Market Program (“ATM Program”)

The Company enters into ATM Programs through which it may, from time to time, publicly offer and sell shares of common stock. The Company’s ATM Programs also provide for forward sale agreements, enabling the Company to set the price of shares upon pricing the offering, while delaying the issuance of shares and the receipt of the net proceeds. In May 2024, the Company replaced its prior \$400.0 million ATM Program (“2021 ATM Program”) with a new \$400.0 million ATM Program (“2024 ATM Program”), and the 2021 ATM Program was simultaneously terminated.

The following table presents information about the Company’s ATM Programs:

<i>(in thousands)</i>	Program Size		Aggregate Gross Sales		Shares Issued	
Program Year						
2021 ^(a)	\$	400,000	\$	254,620		11,542
2024		400,000		40,003		2,188

(a) ATM Program has been terminated and no future issuance will occur.

During the year ended December 31, 2024, the Company entered into forward sale agreements to sell an aggregate of 2,187,700 shares of common stock under the 2024 ATM Program at a weighted-average share price of \$18.29, subject to certain adjustments. The Company has the option to settle the outstanding shares of common stock anytime between August and September 2025 for net proceeds of approximately \$38.5 million. During the year ended December 31, 2024, the Company has not settled any of the outstanding shares of these forward sales agreements. There was no ATM Program activity during the year ended December 31, 2023.

The following table presents information about the Company's ATM Program issuances:

<i>(in thousands, except per share amounts)</i>	For the Year Ended December 31,	
	2022	
Number of common shares issued		10,471
Weighted average sale price per share	\$	21.66
Net proceeds	\$	222,893
Gross proceeds		226,483

There were no ATM Program issuances during the years ended December 31, 2024 and 2023.

Stock Repurchase Program

The Company has a stock repurchase program (the "Repurchase Program"), which authorizes the Company to repurchase up to \$150.0 million of the Company's common stock. On March 12, 2024, the Company's Board of Directors re-authorized the Repurchase Program for a 12-month period beginning on March 14, 2024. Under the Repurchase Program, repurchases of the Company's stock can be made in the open market or through private transactions from time to time over the 12-month period, depending on prevailing market conditions and compliance with applicable legal and regulatory requirements. The timing, manner, price, and amount of any repurchases of common stock under the Repurchase Program will be determined at the Company's discretion, using available cash resources. During the years ended December 31, 2024 and 2023, no shares of the Company's common stock were repurchased under the Repurchase Program.

13. Stock-Based Compensation

Restricted Stock Awards

The Company awarded 849,365, 311,583, and 181,244 shares of RSAs, during the years ended December 31, 2024, 2023, and 2022, respectively, to officers, employees and non-employee directors under the Company's Equity Incentive Plan. The holder of RSAs is generally entitled at all times on and after the date of issuance of the restricted common shares to exercise the rights of a stockholder of the Company, including the right to vote the shares and the right to receive dividends on the shares. The RSAs vest over a one-, three-, four-, or five-year period from the date of the grant and are subject to the holder's continued service through the applicable vesting dates and in accordance with the terms of the individual award agreements. The weighted average value of awards granted per share during the years ended December 31, 2024, 2023, and 2022 were \$14.79, \$17.50, and \$21.43, respectively, which were based on the market price per share of the Company's common stock on the grant dates.

The following table presents information about the Company's RSAs:

<i>(in thousands)</i>	For the Year Ended December 31,					
	2024		2023		2022	
Compensation cost	\$	4,880	\$	4,437	\$	3,469
Dividends declared on unvested RSAs		1,166		560		419
Fair value of shares vested during the period		3,969		3,384		3,209

As of December 31, 2024, there was \$11.2 million of unrecognized compensation costs related to the unvested restricted shares, which is expected to be recognized over a weighted average period of 3.3 years.

The following table presents information about the Company's restricted stock activity:

<i>(in thousands, except per share amounts)</i>	For the Year Ended December 31,					
	2024		2023		2022	
	Number of Shares	Weighted Average Grant Date Fair Value per Share	Number of Shares	Weighted Average Grant Date Fair Value per Share	Number of Shares	Weighted Average Grant Date Fair Value per Share
Unvested at beginning of period	492	\$ 18.63	396	\$ 20.36	372	\$ 19.62
Granted	849	14.79	312	17.50	181	21.43
Vested	(259)	18.70	(193)	20.33	(147)	19.80
Forfeited	(93)	16.63	(23)	18.79	(10)	20.24
Unvested at end of period	989	15.51	492	18.63	396	20.36

Performance-based Restricted Stock Units

During the years ended December 31, 2024, 2023 and 2022, the Company issued target grants of 202,308, 186,481, and 124,024 performance-based restricted stock units (“PRSUs”) under the Company’s Equity Incentive Plan to the officers of the Company, respectively. The awards are non-vested restricted stock units where the vesting percentages and the ultimate number of units vesting will be measured 50% based on the relative total shareholder return (“rTSR”) of the Company’s common stock as compared to the rTSR of peer companies, as identified in the grant agreements, over a three-year period, and 50% based on the rTSR of the Company’s common stock as compared to the rTSR of the MSCI US REIT Index over a three year measurement period. Vesting percentages range from 0% to 200%, with a target of 100%. rTSR means the percentage appreciation in the fair market value of one share over the three year measurement period beginning on the date of grant, assuming the reinvestment of dividends on the ex-dividend date. The target number of units is based on achieving a rTSR equal to the 55th percentile of the peer companies and MSCI US REIT Index. For PRSUs issued during the year ended December 31, 2024 that achieve a percentile rank of at least the 55th percentile, and the absolute rTSR of the Company is negative for the performance period, the awards will be reduced by 25%, not to result in a reduction less than target. Dividends accrue during the measurement period and will be paid on the PRSUs ultimately earned at the end of the measurement period in either cash or common stock, at the discretion of the Compensation Committee of the Board of Directors. The grant date fair value of the PRSUs was measured using a Monte Carlo simulation model based on assumptions including share price volatility.

The following table presents compensation cost recognized on the Company’s performance-based restricted stock units:

<i>(in thousands)</i>	For the Year Ended December 31,					
	2024		2023		2022	
Compensation cost	\$	2,475	\$	1,922	\$	1,847

As of December 31, 2024, there was \$3.8 million of unrecognized compensation costs related to the unvested PRSUs, which is expected to be recognized over a weighted average period of 1.7 years.

The following table presents information about the Company’s performance-based restricted stock unit activity:

<i>(in thousands, except per share amounts)</i>	For the Year Ended December 31,					
	2024		2023		2022	
	Number of Shares	Weighted Average Grant Date Fair Value per Share	Number of Shares	Weighted Average Grant Date Fair Value per Share	Number of Shares	Weighted Average Grant Date Fair Value per Share
Unvested at beginning of period	351	\$ 24.90	233	\$ 26.27	110	\$ 24.40
Granted	202	15.84	186	23.78	124	27.93
Vested	(88)	24.40	—	—	—	—
Forfeited	(32)	23.18	(68)	26.48	(1)	27.93
Unvested at end of period	<u>433</u>	<u>20.90</u>	<u>351</u>	<u>24.90</u>	<u>233</u>	<u>26.27</u>

14. Earnings per Share

The following table summarizes the components used in the calculation of basic and diluted earnings per share (“EPS”):

(in thousands, except per share amounts)	For the Year Ended December 31,		
	2024	2023	2022
Basic earnings:			
Net earnings attributable to Broadstone Net Lease, Inc. common shareholders	\$ 162,441	\$ 155,478	\$ 122,115
Less: earnings allocated to unvested restricted shares	(1,166)	(560)	(419)
Net earnings used to compute basic earnings per common share	<u>\$ 161,275</u>	<u>\$ 154,918</u>	<u>\$ 121,696</u>
Diluted earnings:			
Net earnings used to compute basic earnings per common share	\$ 161,275	\$ 154,918	\$ 121,696
Add: net earnings attributable to OP Unit holders	7,548	7,834	7,360
Net earnings used to compute diluted earnings per common share	<u>\$ 168,823</u>	<u>\$ 162,752</u>	<u>\$ 129,056</u>
Weighted average number of common shares outstanding	188,378	187,101	170,225
Less: weighted average unvested restricted shares ^(a)	(924)	(484)	(385)
Weighted average number of common shares outstanding used in basic earnings per common share	187,454	186,617	169,840
Add: effects of restricted stock units ^(b)	378	291	96
Add: effects of convertible OP Units ^(c)	8,787	9,407	10,265
Weighted average number of common shares outstanding used in diluted earnings per common share	<u>196,619</u>	<u>196,315</u>	<u>180,201</u>
Basic and Diluted earnings per share	<u>\$ 0.86</u>	<u>\$ 0.83</u>	<u>\$ 0.72</u>

(a) Represents the weighted average effects of 988,555, 492,046, and 396,383 unvested restricted shares of common stock as of December 31, 2024, 2023, and 2022, respectively, which will be excluded from the computation of earnings per share until they vest.

(b) Represents the weighted average effects of shares of common stock to be issued as though the end of the period were the end of the performance period (see Note 13).

(c) Represents the weighted average effects of 8,645,793, 8,927,736, and 10,204,806 OP Units outstanding at December 31, 2024, 2023, and 2022, respectively.

15. Income Taxes

For federal income tax purposes, distributions to stockholders are characterized as ordinary dividends, capital gain distributions, or return of capital distributions. Return of capital distributions will reduce stockholders’ basis in their shares, but not below zero. The portion of the distribution that exceeds the adjusted basis of the stock will be treated as gain from the sale or exchange of property. The following table shows the character of the distributions the Company paid on a percentage basis:

Character of Distributions	For the Year Ended December 31,		
	2024	2023	2022
Ordinary dividends	62 %	70 %	68 %
Capital gain distributions	0 %	21 %	2 %
Return of capital distributions	38 %	9 %	30 %
	<u>100 %</u>	<u>100 %</u>	<u>100 %</u>

16. Supplemental Cash Flow Disclosures

Cash paid for interest was \$73.7 million, \$77.1 million, and \$72.0 million for the years ended December 31, 2024, 2023, and 2022, respectively. Cash (refunded) paid for income taxes was \$(0.5) million, \$0.3 million, and \$0.4 million for the years ended December 31, 2024, 2023, and 2022, respectively.

The following are non-cash transactions and have been excluded from the accompanying Consolidated Statements of Cash Flows:

- During the year ended December 31, 2024, the Company converted 281,943 OP Units valued at \$4.5 million to 281,943 shares of common stock. During the year ended December 31, 2023, the Company converted 1,277,070 OP Units valued at \$21.2 million to 1,277,070 shares of common stock. During the year ended December 31, 2022, the Company converted 118,400 OP Units valued at \$1.9 million to 118,400 shares of common stock.
- At December 31, 2024, 2023, and 2022, dividend amounts declared and accrued but not yet paid amounted to \$58.3 million, \$56.9 million, and \$54.5 million, respectively.

- During the year ended December 31, 2024, the Company reclassified \$184.7 million from Property under development to Buildings and improvements upon the substantial completion of a development property.
- At December 31, 2024, 2023, and 2022, the Company adjusted the carrying value of Non-controlling interests to reflect their share of the book value of the OP by \$0.2 million, \$0.5 million, and \$6.3 million, respectively, with the reallocation recorded as an offset to Additional paid-in capital (see Note 2).

17. Commitments and Contingencies

Litigation

From time to time, the Company is a party to various litigation matters incidental to the conduct of the Company's business. While the resolution of such matters cannot be predicted with certainty, based on currently available information, the Company does not believe that the final outcome of any of these matters will have a material effect on its consolidated financial position, results of operations, or liquidity.

Property and Acquisition Related

In connection with ownership and operation of real estate, the Company may potentially be liable for costs and damages related to environmental matters. The Company is not aware of any non-compliance, liability, claim, or other environmental condition that would have a material effect on its consolidated financial position, results of operations, or liquidity.

As of December 31, 2024, the Company has commitments to fund five build-to-suit transactions with remaining obligations of \$227.4 million expected to fund in multiple draws through July 2026, using a combination of available cash on hand and Revolving Credit Facility borrowings. Rent is contractually scheduled to commence when the properties reach substantial completion and are made available for use by the tenant.

The Company is a party to two separate tax protection agreements with the contributing members of two distinct UPREIT transactions and a third tax protection agreement entered into in connection with the Company's internalization. The tax protection agreements require the Company to indemnify the beneficiaries in the event of a sale, exchange, transfer, or other disposal of the contributed property, and in the case of the tax protection agreement entered into in connection with the Company's internalization, the entire Company, in a taxable transaction that would cause such beneficiaries to recognize a gain that is protected under the agreements, subject to certain exceptions. The Company is required to allocate an amount of nonrecourse liabilities to each beneficiary that is at least equal to the minimum liability amount, as contained in the agreements. The minimum liability amount and the associated allocation of nonrecourse liabilities are calculated in accordance with applicable tax regulations, are completed at the OP level, and are not probable. Therefore, there is no impact to the Consolidated Financial Statements. Based on values as of December 31, 2024, taxable sales of the applicable properties would trigger liability under the agreements of approximately \$20.4 million. Based on information available, the Company does not believe that the events resulting in damages as detailed above have occurred or are likely to occur in the foreseeable future.

In the normal course of business, the Company enters into various types of commitments to purchase real estate properties. These commitments are generally subject to the Company's customary due diligence process and, accordingly, a number of specific conditions must be met before the Company is obligated to purchase the properties.

18. Subsequent Events

On January 15, 2025, the Company paid distributions totaling \$57.2 million.

On February 14, 2025, the Board of Directors declared a quarterly distribution of \$0.29 per share on the Company's common stock and OP Units for the first quarter of 2025, which will be payable on or before April 15, 2025 to stockholders and unit holders of record as of March 31, 2025.

Subsequent to December 31, 2024, the Company paid down \$38.0 million, and borrowed \$71.0 million on the Revolving Credit Facility, the proceeds of which were used to fund investments and for other general corporate purposes.

Subsequent to December 31, 2024, the Company acquired approximately \$10.4 million of rental property, inclusive of approximately \$0.5 million of land to be developed in connection with a \$1.7 million build-to-suit transaction expected to fund in multiple draws through April 2025. (see Note 3).

Broadstone Net Lease, Inc. and Subsidiaries

Schedule III – Real Estate Assets and Accumulated Depreciation
As of December 31, 2024
(in thousands)

Property Type	Encumbrance	Initial Costs to Company(a)		Costs Capitalized Subsequent to Acquisition		Gross Amount at Which Carried at Close of Period			Accumulated Depreciation	Date of Construction	Date Acquired	Life on Which Depreciation is Computed (Years)
		Land	Buildings and Improvements	Land	Improvements	Land	Buildings and Improvements	Total(b)				
Industrial												
Manufacturing	\$ —	\$ 133,842	\$ 694,209	\$ —	\$ 13,877	\$ 133,842	\$ 708,086	\$ 841,928	\$ 110,374	1932-2024	2011-2024	15-39
Distribution & Warehouse	—	97,035	591,582	4,511	21,579	101,546	613,161	714,707	92,716	1929-2021	2012-2024	15-39
Food Processing	—	52,983	553,324	—	51,925	52,983	605,249	658,232	68,329	1907-2022	2012-2024	15-39
Flex and R&D	42,837	59,441	189,032	—	1,331	59,441	190,363	249,804	40,147	1973-2018	2013-2019	15-39
Cold Storage	18,283	28,325	295,511	—	68	28,325	295,579	323,904	25,993	1933-2024	2017-2023	7-39
Services	—	71,034	95,089	—	3,680	71,034	98,769	169,803	13,980	1960-2022	2011-2024	15-39
Untenanted	—	1,888	15,940	—	1	1,888	15,941	17,829	3,336	1972-2008	2017-2018	15-39
Retail												
General Merchandise	15,793	101,614	380,797	—	1,473	101,614	382,270	483,884	38,232	1984-2022	2016-2024	15-39
Casual Dining	—	78,973	269,079	—	12	78,973	269,091	348,064	54,392	1972-2014	2011-2024	15-39
Quick Service Restaurants	—	54,701	235,388	197	2,705	54,898	238,093	292,991	61,042	1965-2023	2009-2024	15-39
Automotive	—	32,676	118,451	—	73	32,676	118,524	151,200	27,279	1909-2021	2014-2024	7-39
Animal Services	—	15,943	111,107	—	2,912	15,943	114,019	129,962	20,767	1954-2017	2015-2021	15-39
Home Furnishings	—	3,625	90,644	—	981	3,625	91,625	95,250	19,457	1974-2014	2017-2018	15-39
Healthcare Services	—	11,162	62,332	—	250	11,162	62,582	73,744	12,126	1965-2020	2009-2021	15-39
Education	—	4,622	35,168	—	69	4,622	35,237	39,859	4,515	1996-2022	2017-2023	15-39
Other												
Office	—	18,147	191,380	—	21,481	18,147	212,861	231,008	51,589	1975-2012	2012-2022	7-39
Clinical/Surgical	—	8,107	136,728	—	215	8,107	136,943	145,050	28,204	1970-2018	2012-2022	15-39
Acquisitions in Process (c)	—	—	113	—	—	—	113	113	—			
Property Under Development	—	—	18,784	—	—	—	18,784	18,784	—			
Total (d)	\$ 76,913	\$ 774,118	\$ 4,084,658	\$ 4,708	\$ 122,632	\$ 778,826	\$ 4,207,290	\$ 4,986,116	\$ 672,478			

- (a) The initial cost to the Company represents the original purchase price of the property (see Note 3).
- (b) The aggregate cost of real estate owned as of December 31, 2024 for U.S. federal income tax purposes was approximately \$5.1 billion.
- (c) Acquisition costs in progress represents costs incurred during the year ended December 31, 2024 related to asset acquisitions expected to close during the year ending December 31, 2025.
- (d) This schedule excludes properties subject to leases that are classified as direct financing leases, sales-type leases, as well as the value of right-of-use assets recorded on certain of the properties where the Company is lessee under a ground lease.

Change in Total Real Estate Assets	For the Year Ended December 31,		
	2024	2023	2022
Balance, beginning of period	\$ 4,983,660	\$ 5,008,230	\$ 4,205,191
Acquisitions, developments, and improvements	392,793	167,089	929,972
Dispositions	(358,944)	(154,907)	(118,028)
Impairment	(31,393)	(36,752)	(8,905)
Balance, end of period	\$ 4,986,116	\$ 4,983,660	\$ 5,008,230

Change in Accumulated Depreciation	For the Year Ended December 31,		
	2024	2023	2022
Balance, beginning of period	\$ 626,597	\$ 533,965	\$ 430,141
Acquisitions and building improvements	122,949	122,778	115,892
Dispositions	(70,114)	(24,547)	(8,165)
Impairment	(6,954)	(5,599)	(3,903)
Balance, end of period	<u>\$ 672,478</u>	<u>\$ 626,597</u>	<u>\$ 533,965</u>

Item 9. Changes in and Disagreements with Accountants on Accounting and Financial Disclosure.

None.

Item 9A. Controls and Procedures.

Evaluation of Disclosure Controls and Procedures

We maintain disclosure controls and procedures (as defined in Rules 13a-15(e) and 15d-15(e) of the Exchange Act), that are designed to ensure that information required to be disclosed in our Exchange Act reports is recorded, processed, summarized, and reported within the time periods specified in the SEC's rules and forms, and that such information is accumulated and communicated to our management, including our Chief Executive Officer and Chief Financial Officer, as appropriate, to allow timely decisions regarding required disclosure. For the year ended December 31, 2024, we carried out an evaluation of the effectiveness of the design and operation of our disclosure controls and procedures, under the supervision and with the participation of management, including our Chief Executive Officer and Chief Financial Officer. Based on the foregoing, our Chief Executive Officer and Chief Financial Officer concluded that our disclosure controls and procedures were effective and were operating at a reasonable assurance level.

Management's Report on Internal Control Over Financial Reporting

Our management is responsible for establishing and maintaining adequate internal control over financial reporting, as such term is defined in Rules 13a-15(f) and 15d-15(f) under the Exchange Act. Internal control over financial reporting is a process to provide reasonable assurance regarding the reliability of our financial reporting and the preparation of financial statements for external purposes in accordance with GAAP. Because of its inherent limitations, internal control over financial reporting is not intended to provide absolute assurance that a misstatement of our financial statements would be prevented or detected.

Under the supervision and with the participation of our management, including our Chief Executive Officer and Chief Financial Officer, we conducted an evaluation of the effectiveness of our internal control over financial reporting based on the framework in *Internal Control — Integrated Framework (2013)* issued by the Committee of Sponsoring Organizations of the Treadway Commission. Based on this evaluation, management has concluded that our internal control over financial reporting was effective as of December 31, 2024.

The effectiveness of our internal control over financial reporting as of December 31, 2024 has been audited by Deloitte & Touche LLP, an independent registered public accounting firm, as stated in their report in this Annual Report on Form 10-K.

Changes in Internal Control Over Financial Reporting

There have been no changes in our internal control over financial reporting during the quarter ended December 31, 2024 that have materially affected, or are reasonably likely to materially affect, our internal control over financial reporting.

REPORT OF INDEPENDENT REGISTERED PUBLIC ACCOUNTING FIRM

To the stockholders and the Board of Directors of Broadstone Net Lease, Inc.

Opinion on Internal Control over Financial Reporting

We have audited the internal control over financial reporting of Broadstone Net Lease, Inc. and subsidiaries (the “Company”) as of December 31, 2024, based on criteria established in *Internal Control — Integrated Framework (2013)* issued by the Committee of Sponsoring Organizations of the Treadway Commission (COSO). In our opinion, the Company maintained, in all material respects, effective internal control over financial reporting as of December 31, 2024, based on criteria established in *Internal Control — Integrated Framework (2013)* issued by COSO.

We have also audited, in accordance with the standards of the Public Company Accounting Oversight Board (United States) (PCAOB), the consolidated financial statements as of and for the year ended December 31, 2024, of the Company and our report dated February 20, 2025, expressed an unqualified opinion on those financial statements.

Basis for Opinion

The Company’s management is responsible for maintaining effective internal control over financial reporting and for its assessment of the effectiveness of internal control over financial reporting, included in the accompanying Management’s Report on Internal Control Over Financial Reporting. Our responsibility is to express an opinion on the Company’s internal control over financial reporting based on our audit. We are a public accounting firm registered with the PCAOB and are required to be independent with respect to the Company in accordance with the U.S. federal securities laws and the applicable rules and regulations of the Securities and Exchange Commission and the PCAOB.

We conducted our audit in accordance with the standards of the PCAOB. Those standards require that we plan and perform the audit to obtain reasonable assurance about whether effective internal control over financial reporting was maintained in all material respects. Our audit included obtaining an understanding of internal control over financial reporting, assessing the risk that a material weakness exists, testing and evaluating the design and operating effectiveness of internal control based on the assessed risk, and performing such other procedures as we considered necessary in the circumstances. We believe that our audit provides a reasonable basis for our opinion.

Definition and Limitations of Internal Control over Financial Reporting

A company’s internal control over financial reporting is a process designed to provide reasonable assurance regarding the reliability of financial reporting and the preparation of financial statements for external purposes in accordance with generally accepted accounting principles. A company’s internal control over financial reporting includes those policies and procedures that (1) pertain to the maintenance of records that, in reasonable detail, accurately and fairly reflect the transactions and dispositions of the assets of the company; (2) provide reasonable assurance that transactions are recorded as necessary to permit preparation of financial statements in accordance with generally accepted accounting principles, and that receipts and expenditures of the company are being made only in accordance with authorizations of management and directors of the company; and (3) provide reasonable assurance regarding prevention or timely detection of unauthorized acquisition, use, or disposition of the company’s assets that could have a material effect on the financial statements.

Because of its inherent limitations, internal control over financial reporting may not prevent or detect misstatements. Also, projections of any evaluation of effectiveness to future periods are subject to the risk that controls may become inadequate because of changes in conditions, or that the degree of compliance with the policies or procedures may deteriorate.

/s/ Deloitte & Touche LLP

Rochester, New York
February 20, 2025

Item 9B. Other Information.

During the three months ended December 31, 2024, no director or officer of the Company adopted or terminated a “Rule 10b5-1 trading arrangement” or “non-Rule 10b5-1 trading arrangement,” as each term is defined in Item 408(a) of Regulation S-K.

Item 9C. Disclosure Regarding Foreign Jurisdictions That Prevent Inspections.

Not applicable.

Part III.

Item 10. Directors, Executive Officers, and Corporate Governance.

The information required by this Item will be included in the definitive proxy statement and is incorporated herein by reference. The Company will file such definitive proxy statement with the SEC pursuant to Regulation 14A no later than 120 days after the end of the Company's 2024 fiscal year covered by this Annual Report on Form 10-K.

Item 11. Executive Compensation.

The information required by this Item will be included in the definitive proxy statement and is incorporated herein by reference. The Company will file such definitive proxy statement with the SEC pursuant to Regulation 14A no later than 120 days after the end of the Company's 2024 fiscal year covered by this Annual Report on Form 10-K.

Item 12. Security Ownership of Certain Beneficial Owners and Management.

The information required by this Item will be included in the definitive proxy statement and is incorporated herein by reference. The Company will file such definitive proxy statement with the SEC pursuant to Regulation 14A no later than 120 days after the end of the Company's 2024 fiscal year covered by this Annual Report on Form 10-K.

Item 13. Certain Relationships and Related Transactions and Director Independence.

The information required by this Item will be included in the definitive proxy statement and is incorporated herein by reference. The Company will file such definitive proxy statement with the SEC pursuant to Regulation 14A no later than 120 days after the end of the Company's 2024 fiscal year covered by this Annual Report on Form 10-K.

Item 14. Principal Accountant Fees and Services.

The information required by this Item will be included in the definitive proxy statement and is incorporated herein by reference. The Company will file such definitive proxy statement with the SEC pursuant to Regulation 14A no later than 120 days after the end of the Company's 2024 fiscal year covered by this Annual Report on Form 10-K.

PART IV.

Item 15. Exhibits and Financial Statement Schedules.

Financial Statements

See Item 8. “Financial Statements and Supplementary Data” of this Annual Report on Form 10-K.

Financial Statement Schedules

See Item 8. “Financial Statements and Supplementary Data” of this Annual Report on Form 10-K. All other schedules are omitted because they are not applicable or because the required information is shown in the financial statements or the notes thereto.

Item 16. Form 10-K Summary.

None.

Index to Exhibits.

Exhibit No.	Description
3.1	<u>Articles of Incorporation of Broadstone Net Lease, Inc. (filed as Exhibit 3.1 to the Company’s Registration Statement on Form 10 filed April 24, 2017 and incorporated by reference)</u>
3.2	<u>Articles of Amendment to Articles of Incorporation of Broadstone Net Lease, Inc. (filed as Exhibit 3.1 to the Company’s Current Report on Form 8-K filed September 18, 2020 and incorporated by reference)</u>
3.3	<u>Articles Supplementary to Articles of Incorporation of Broadstone Net Lease, Inc. (filed as Exhibit 3.2 to the Company’s Current Report on Form 8-K filed September 18, 2020 and incorporated by reference)</u>
3.4	<u>Articles of Amendment to Articles of Incorporation of Broadstone Net Lease, Inc. (filed as Exhibit 3.3 to the Company’s Current Report on Form 8-K filed September 18, 2020 and incorporated by reference)</u>
3.5	<u>Articles of Amendment and Restatement of Broadstone Net Lease, Inc. (filed as Exhibit 3.1 to the Corporation’s Current Report on Form 8-K filed May 8, 2023 and incorporated by reference)</u>
3.6	<u>Second Amended and Restated Bylaws of Broadstone Net Lease, Inc. (filed as Exhibit 3.1 to the Company’s Current Report on Form 8-K filed March 25, 2020 and incorporated by reference)</u>
4.1	<u>Description of the Company’s Securities (filed as Exhibit 4.1 to the Company’s Annual Report on Form 10-K filed February 23, 2022, and incorporated by reference)</u>
4.2	<u>Indenture, dated as of September 15, 2021, by and among Broadstone Net Lease, Inc., Broadstone Net Lease, LLC and U.S. Bank National Association, as trustee, including the form of the Guarantee (filed as Exhibit 4.1 to the Company’s Current Report on Form 8-K filed September 15, 2021 and incorporated by reference)</u>
4.3	<u>First Supplemental Indenture, dated as of September 15, 2021, by and among Broadstone Net Lease, Inc., Broadstone Net Lease, LLC and U.S. Bank National Association, as trustee, including the form of the Notes (filed as Exhibit 4.2 to the Company’s Current Report on Form 8-K filed September 15, 2021 and incorporated by reference)</u>
10.1	<u>Second Amended and Restated Operating Agreement of Broadstone Net Lease, LLC, dated September 21, 2020 (filed as Exhibit 10.1 to the Company’s Current Report on Form 8-K filed September 21, 2020 and incorporated by reference)</u>

- 10.2 [Director Compensation and Stock Ownership Policy, effective as of May 5, 2022 \(filed as Exhibit 10.2 of the Company's Annual Report on Form 10-K filed February 23, 2023, and incorporated by reference\)](#)
- 10.3 [Form of Indemnification Agreement, between Broadstone Net Lease, Inc. and each of its officers and directors \(filed as Exhibit 10.25 to the Company's Registration Statement on Form 10 filed April 24, 2017 and incorporated by reference\)](#)
- 10.4 [Note and Guaranty Agreement, dated March 16, 2017, for 4.84% Guaranteed Senior Notes due April 18, 2027, by and among Broadstone Net Lease, Inc., Broadstone Net Lease, LLC, and the purchasers party thereto \(filed as Exhibit 10.23 to the Company's Registration Statement on Form 10 filed April 24, 2017 and incorporated by reference\)](#)
- 10.5 [Revolving Credit and Term Loan Agreement, dated as of June 23, 2017, by and among Broadstone Net Lease, LLC, Broadstone Net Lease, Inc., Manufacturers and Traders Trust Company, as administrative agent, and the lenders party thereto \(filed as Exhibit 10.1 to the Company's Current Report on Form 8-K filed June 29, 2017, and incorporated by reference\)](#)
- 10.6 [Consent and Agreement Regarding Commitment Increases and Additional Term Loans, dated as of November 20, 2017, by and among Broadstone Net Lease, Inc., Broadstone Net Lease, LLC, Manufacturers and Traders Trust Company, as administrative agent, and the lenders party thereto \(filed as Exhibit 10.1 to the Company's Current Report on Form 8-K filed November 27, 2017, and incorporated by reference\)](#)
- 10.7 [First Amendment Regarding Commitment Increases, dated February 28, 2019, by and among Broadstone Net Lease, Inc., Broadstone Net Lease, LLC, Manufacturers and Traders Trust Company and the other parties thereto \(filed as Exhibit 10.2 to the Company's Current Report on Form 8-K filed March 5, 2019, and incorporated by reference\)](#)
- 10.8 [Second Amendment to Revolving Credit and Term Loan Agreement, dated as of July 1, 2019, by and among Broadstone Net Lease, Inc., Broadstone Net Lease, LLC, Manufacturers and Traders Trust Company, and other parties thereto \(filed as Exhibit 10.1 to the Company's Current Report on Form 8-K filed July 3, 2019, and incorporated by reference\)](#)
- 10.9 [Third Amendment to Revolving Credit and Term Loan Agreement, dated as of September 21, 2020, by and among Broadstone Net Lease, Inc., Broadstone Net Lease, LLC, Manufacturers and Traders Trust Company, and other parties thereto \(filed as Exhibit 10.4 to the Company's Current Report on Form 8-K filed September 21, 2020, and incorporated by reference\)](#)
- 10.10 [Fourth Amendment to Revolving Credit and Term Loan Agreement, dated as of March 31, 2022, by and among Broadstone Net Lease, Inc., Broadstone Net Lease, LLC, Manufacturers and Traders Trust Company, and other parties thereto \(filed as Exhibit 10.3 to the Company's Quarterly Report on Form 10-Q filed May 4, 2022 and incorporated by reference\)](#)
- 10.11 [Note and Guaranty Agreement, dated July 2, 2018, for 5.09% Series B Guaranteed Senior Notes due July 2, 2028 and 5.19% Series C Guaranteed Senior Notes due July 2, 2030, by and among Broadstone Net Lease, Inc., Broadstone Net Lease, LLC, and the purchasers party thereto \(filed as Exhibit 10.1 to the Company's Current Report on Form 8-K filed July 6, 2018, and incorporated by reference\)](#)
- 10.12 [Term Loan Agreement, dated February 27, 2019, by and among Broadstone Net Lease, Inc., Broadstone Net Lease, LLC, Capital One, National Association, and the other parties thereto \("Capital One Term Loan Agreement"\) \(filed as Exhibit 10.1 to the Company's Current Report on Form 8-K filed March 5, 2019, and incorporated by reference\)](#)

- 10.13 [Guaranty, dated February 27, 2019, by Broadstone Net Lease, Inc., in favor of Capital One, National Association \(filed as Exhibit 10.3 to the Company's Current Report on Form 8-K filed March 5, 2019, and incorporated by reference\)](#)
- 10.14 [First Amendment to Capital One Term Loan Agreement, dated July 1, 2019, by and among Broadstone Net Lease, Inc., Broadstone Net Lease, Capital One, National Association, and the other parties thereto \(filed as Exhibit 10.1 to the Company's Quarterly Report on Form 10-Q filed November 12, 2019, and incorporated by reference\)](#)
- 10.15 [Second Amendment to Capital One Term Loan Agreement, dated September 21, 2020, by and among Broadstone Net Lease, Inc., Broadstone Net Lease, Capital One, National Association, and the other parties thereto \(filed as Exhibit 10.3 to the Company's Current Report on Form 8-K filed September 21, 2020, and incorporated by reference\)](#)
- 10.16 [Third Amendment to Capital One Term Loan Agreement, dated March 12, 2021, by and among Broadstone Net Lease, Inc., Broadstone Net Lease, Capital One, National Association, and the other parties thereto \(filed as Exhibit 10.1 to the Company's Current Report on Form 8-K filed March 18, 2021 and incorporated by reference\)](#)
- 10.17 [Fourth Amendment to Capital One Term Loan Agreement, dated March 31, 2022, by and among Broadstone Net Lease, Inc., Broadstone Net Lease, Capital One, National Association, and the other parties thereto \(filed as Exhibit 10.4 to the Company's Quarterly Report on Form 10-Q filed May 4, 2022 and incorporated by reference\)](#)
- 10.18 [Fifth Amendment to Capital One Term Loan Agreement, dated June 8, 2023, by and among Broadstone Net Lease, Inc., Broadstone Net Lease, LLC, Capital One, National Association and the lenders party thereto \(filed as Exhibit 10.1 to the Company's Quarterly Report on Form 10-Q filed August 3, 2023 and incorporated by reference\)](#)
- 10.19 [Term Loan Agreement, dated February 7, 2020, by and among Broadstone Net Lease, LLC, Broadstone Net Lease, Inc., JPMorgan Chase Bank, N.A., and the other lenders party thereto \(filed as Exhibit 10.1 to the Company's Current Report on Form 8-K filed February 7, 2020 and incorporated by reference\)](#)
- 10.20 [Guaranty, dated February 7, 2020, by Broadstone Net Lease, Inc. in favor of JPMorgan Chase Bank, N.A \(filed as Exhibit 10.2 to the Company's Current Report on Form 8-K filed February 7, 2020 and incorporated by reference\)](#)
- 10.21 [Amendment No.1 to Term Loan Agreement, dated September 21, 2020, by and among Broadstone Net Lease, Inc., Broadstone Net Lease, LLC, JP Morgan Chase Bank, N.A., as administrative agent, and the other lenders party thereto \(filed as Exhibit 10.2 to the Company's Current Report on Form 8-K filed September 21, 2020 and incorporated by reference\)](#)
- 10.22 [Amended and Restated Revolving Credit Agreement, dated as of January 28, 2022, by and among, Broadstone Net Lease, LLC, Broadstone Net Lease, Inc., JPMorgan Chase Bank, N.A., as administrative agent, and the lenders party thereto \(filed as Exhibit 10.1 to the Company's Current Report on Form 8-K filed February 3, 2022 and incorporated by reference\)](#)
- 10.23 [Guaranty, dated January 28, 2022, by Broadstone Net Lease, Inc. in favor of JPMorgan Chase Bank, N.A \(filed as Exhibit 10.2 to the Company's Current Report on Form 8-K filed February 3, 2022 and incorporated by reference\)](#)

- 10.24 [Term Loan Credit Agreement, dated as of August 1, 2022, by and among Broadstone Net Lease, Inc., Broadstone Net Lease, LLC, Regions Bank, as administrative agent, and the lender parties thereto \(filed as Exhibit 10.1 to the Company's Current Report on Form 8-K filed August 3, 2022 and incorporated by reference\)](#)
- 10.25 [Guaranty, dated August 1, 2022, by Broadstone Net Lease, Inc. in favor of Regions Bank \(filed as Exhibit 10.2 to the Company's Current Report on Form 8-K filed August 3, 2022 and incorporated by reference\)](#)
- 10.26 [Tax Protection Agreement, dated February 7, 2020, by and among Broadstone Net Lease, Inc., Broadstone Net Lease, LLC, and the persons named therein \(filed as Exhibit 10.3 to the Company's Current Report on Form 8-K filed February 7, 2020 and incorporated by reference\)](#)
- 10.27 [Registration Rights Agreement, dated February 7, 2020, between Broadstone Net Lease, Inc. and the persons named therein \(filed as Exhibit 10.4 to the Company's Current Report on Form 8-K filed February 7, 2020 and incorporated by reference\)](#)
- 10.28+ [Amended and Restated Employment Agreement, effective February 7, 2020, by and among Broadstone Net Lease, Inc., Broadstone Net Lease, LLC, Broadstone Employee Sub, LLC, and John D. Moragne \(filed as Exhibit 10.10 to the Company's Current Report on Form 8-K filed February 7, 2020 and incorporated by reference\)](#)
- 10.29+ [First Amendment to Amended and Restated Employment Agreement, dated January 10, 2023 and effective February 28, 2023, by and among Broadstone Net Lease, Inc., Broadstone Net Lease, LLC, Broadstone Employee Sub, LLC, and John D. Moragne \(filed as Exhibit 10.30 to the Company's Quarterly Report on Form 10-Q filed May 4, 2023 and incorporated by reference\)](#)
- 10.30+ [Amended and Restated Employment Agreement, effective February 7, 2020, by and among Broadstone Net Lease, Inc., Broadstone Net Lease, LLC, Broadstone Employee Sub, LLC, and Ryan M. Albano \(filed as Exhibit 10.8 to the Company's Current Report on Form 8-K filed February 7, 2020 and incorporated by reference\)](#)
- 10.31+ [First Amendment to Amended and Restated Employment Agreement, dated January 10, 2023 and effective February 28, 2023, by and among Broadstone Net Lease, Inc., Broadstone Net Lease, LLC, Broadstone Employee Sub, LLC, and Ryan M. Albano \(filed as Exhibit 10.32 to the Company's Quarterly Report on Form 10-Q filed May 4, 2023 and incorporated by reference\)](#)
- 10.32+ [Severance Protection Agreement, dated January 10, 2023 and effective February 28, 2023, by and among Broadstone Net Lease, Inc., Broadstone Net Lease, LLC, Broadstone Employee Sub, LLC, and Kevin M. Fennell \(filed as Exhibit 10.33 to the Company's Quarterly Report on Form 10-Q filed May 4, 2023 and incorporated by reference\)](#)
- 10.33+ [Chief Executive Officer Transition Agreement, dated January 10, 2023, by and among Broadstone Net Lease, Inc., Broadstone Net Lease, LLC, Broadstone Employee Sub, LLC, and Christopher J. Czarnecki \(filed as Exhibit 10.34 to the Company's Quarterly Report on Form 10-Q filed May 4, 2023 and incorporated by reference\)](#)
- 10.34+ [Broadstone Net Lease, Inc. 2020 Omnibus Equity and Incentive Plan, dated August 4, 2020 \(filed as Exhibit 10.1 to the Company's Current Report on Form 8-K filed August 4, 2020 and incorporated by reference\)](#)
- 10.35+ [Form of Broadstone Net Lease, Inc. 2020 Omnibus Equity and Incentive Plan Restricted Stock Award Agreement \(filed as Exhibit 10.2 to the Company's Current Report on Form 8-K filed August 4, 2020 and incorporated by reference\)](#)

- 10.36+ [Form of Broadstone Net Lease, Inc. 2020 Omnibus Equity and Incentive Plan Restricted Stock Unit Award Agreement \(2021 Form\) \(filed as Exhibit 10.1 to the Company's Quarterly Report on Form 10-Q filed May 5, 2021 and incorporated by reference\)](#)
- 10.37+ [Form of Broadstone Net Lease, Inc. 2020 Omnibus Equity and Incentive Plan Restricted Stock Unit Award Agreement \(2022 Form\) \(filed as Exhibit 10.37 to the Company's Annual Report on Form 10-K filed February 22, 2024 and incorporated by reference\)](#)
- 10.38+ [Form of Broadstone Net Lease, Inc. 2020 Omnibus Equity and Incentive Plan Restricted Stock Unit Award Agreement \(2024 Form\) \(filed as Exhibit 10.38 to the Company's Annual Report on Form 10-K filed February 22, 2024 and incorporated by reference\)](#)
- 10.39+ [Broadstone Net Lease, Inc. Change in Control Severance Protection Policy \(filed as Exhibit 10.1 to the Company's Quarterly Report on Form 10-Q filed August 4, 2022 and incorporated by reference\)](#)
- 10.40 [Equity Distribution Agreement, dated as of August 23, 2021, among Broadstone Net Lease, Inc., Broadstone Net Lease, LLC and the managers, forward sellers and forward purchasers party thereto \(filed as Exhibit 1.1 to the Company's Current Report on Form 8-K filed August 24, 2021 and incorporated by reference\)](#)
- 10.41 [Amendment No. 1 to the Equity Distribution Agreement, dated as of May 3, 2024, among Broadstone Net Lease, Inc., Broadstone Net Lease, LLC and the managers, forward sellers and forward purchasers party thereto \(filed as Exhibit 1.7 to the Corporation's Registration Statement on Form S-3 \(333-279115\) filed May 3, 2024 and incorporated by reference\)](#)
- 19.1* [Broadstone Net Lease, Inc. Insider Trading Policy](#)
- 21.1* [List of Subsidiaries of Broadstone Net Lease, Inc.](#)
- 23.1* [Consent of Deloitte & Touche LLP, Independent Registered Public Accounting Firm](#)
- 31.1* [Certification of Chief Executive Officer pursuant to Rule 13a-14\(a\) or Rule 15d-14\(a\) of the Securities Exchange Act of 1934, as amended, as adopted pursuant to Section 302 of the Sarbanes-Oxley Act of 2002](#)
- 31.2* [Certification of Chief Financial Officer pursuant to Rule 13a-14\(a\) or Rule 15d-14\(a\) of the Securities Exchange Act of 1934, as amended, as adopted pursuant to Section 302 of the Sarbanes-Oxley Act of 2002](#)
- 32.1*† [Certification of Chief Executive Officer pursuant to 18 U.S.C. Section 1350, as adopted pursuant to Section 906 of the Sarbanes-Oxley Act of 2002](#)
- 32.2*† [Certification of Chief Financial Officer pursuant to 18 U.S.C. Section 1350, as adopted pursuant to Section 906 of the Sarbanes-Oxley Act of 2002](#)
- 97.1+ [Broadstone Net Lease, Inc. Compensation Clawback Policy \(filed as Exhibit 97.1 to the Company's Annual Report on Form 10-K filed February 22, 2024 and incorporated by reference\)](#)
- 101.INS Inline XBRL Instance Document – the instance document does not appear in Interactive Data File because XBRL tags are embedded within the Inline XBRL Document

101.SCH Inline XBRL Taxonomy Extension Schema Document
101.CAL Inline XBRL Taxonomy Extension Calculation Linkbase Document
101.DEF Inline XBRL Taxonomy Extension Definition Linkbase Document
101.LAB Inline XBRL Taxonomy Extension Label Linkbase Document
101.PRE Inline XBRL Taxonomy Extension Presentation Linkbase Document
104 Cover Page Interactive Data File (embedded within the Inline XBRL document)

* Filed herewith.

+ Management contract or compensatory plan or arrangement.

† In accordance with Item 601(b)(32) of Regulation S-K, this Exhibit is not deemed “filed” for purposes of Section 18 of the Exchange Act or otherwise subject to the liabilities of that section. Such certifications will not be deemed incorporated by reference into any filing under the Securities Act or the Exchange Act, except to the extent that the Registrant specifically incorporates it by reference.

SIGNATURES

Pursuant to the requirements of Section 13 or 15(d) the Securities Exchange Act of 1934, the registrant has duly caused this report to be signed on its behalf by the undersigned, thereunto duly authorized.

BROADSTONE NET LEASE, INC.

Date: February 20, 2025

/s/ John D. Moragne
John D. Moragne
Chief Executive Officer

Pursuant to the requirements of the Securities Exchange Act of 1934, this report has been signed by the following persons on behalf of the registrant and in the capacities and on the dates indicated.

Date: February 20, 2025

/s/ Laurie A. Hawkes
Laurie A. Hawkes
Chairman of the Board of Directors

Date: February 20, 2025

/s/ John D. Moragne
John D. Moragne
Director, Chief Executive Officer

Date: February 20, 2025

/s/ Denise Brooks-Williams
Denise Brooks-Williams
Director

Date: February 20, 2025

/s/ Michael A. Coke
Michael A. Coke
Director

Date: February 20, 2025

/s/ Jessica Duran
Jessica Duran
Director

Date: February 20, 2025

/s/ Laura Felice
Laura Felice
Director

Date: February 20, 2025

/s/ Richard Imperiale
Richard Imperiale
Director

Date: February 20, 2025

/s/ David M. Jacobstein
David M. Jacobstein
Director

Date: February 20, 2025

/s/ Shekar Narasimhan
Shekar Narasimhan
Director

Date: February 20, 2025

/s/ Joseph Saffire
Joseph Saffire
Director

Date: February 20, 2025

/s/ James H. Watters
James H. Watters
Director

Date: February 20, 2025

/s/ Kevin M. Fennell
Kevin M. Fennell
Executive Vice President and Chief Financial Officer (Principal Financial Officer)

Date: February 20, 2025

/s/ Jennie O'Brien
Jennie O'Brien
Senior Vice President and Chief Accounting Officer



Insider Trading Policy

Effective as of July 25, 2024

1. Purpose of this Policy

In the course of performing your duties for Broadstone Net Lease, Inc., you may from time to time receive or become aware of material nonpublic information about Broadstone Net Lease, Inc. and/or its subsidiaries (the "**Company**") or certain other companies. This Insider Trading Policy (the "**Policy**") furnishes guidelines concerning information that may be "material" and "nonpublic" and your legal obligations and obligations to the Company relating to the use or disclosure of material nonpublic information regarding the Company or such other companies.

The Company has adopted this Policy to promote compliance with applicable securities laws, known as "insider trading" laws, which prohibit persons who receive or become aware of material nonpublic information about the Company (or certain other companies) from trading in the Company's (or such other company's) securities or providing material nonpublic information to others who may trade in the Company's (or such other company's) securities on the basis of that information.

Insider trading laws can impose legal liability not only on individuals who fail to comply with these laws, but also to the Company as the employer of individuals who violate these laws. Accordingly, the Company has adopted this Policy not only to guide the individuals associated with the Company who are covered by the Policy, but also to protect the Company from legal liability and promote its business interest in maintaining an impeccable reputation for integrity.

2. Effectiveness of this Policy

This Policy is effective as of the date set forth at the top of this page and supersedes any previous insider trading policy of the Company. In the event of any conflict or inconsistency between this Policy and any other materials previously distributed by the Company, this Policy shall govern. In addition, each Covered Person (as defined below) is responsible for complying with applicable law as then in force and effect. Accordingly, in the event of any conflict or inconsistency between this Policy and applicable law, or any omission from this Policy, Covered Persons are not excused from complying with applicable law.

3. Compliance Officer for this Policy

The Company's General Counsel is the compliance officer (the "**Compliance Officer**") for purposes of this Policy. The Compliance Officer, or the Board of Directors of the Company, may designate additional officers of the Company to serve as Compliance Officer for purposes of this Policy from

time to time. Any questions concerning this Policy should be directed to, and all interpretations of this Policy shall be made by, a duly designated Compliance Officer.

4. Covered Persons

This Policy is applicable to all directors, officers and employees of the Company, whether located in or outside of the United States, as well as members of their respective households (family members, additional residents, or otherwise), partnerships in which any such person is a general partner, trusts of which any such person is a trustee, estates of which any such person is an administrator or executor and other legal entities that any such person controls (the "**Covered Persons**"). The Compliance Officer may also determine from time to time that other persons who may have access to material nonpublic information due to their activities with the Company shall be subject to this Policy. Any persons so identified by the Compliance Officer shall also be "Covered Persons" for purposes of this Policy and shall be promptly notified of such status by the Compliance Officer.

5. Policy

If a Covered Person is in possession of material nonpublic information relating to the Company, that person may not, directly or indirectly, buy, sell or engage in other transactions in securities of the Company (to be broadly construed to include equity, debt and convertible securities of the Company, and derivatives (whether or not issued by the Company), and membership units of Broadstone Net Lease, LLC) linked to or exercisable for securities of the Company (the "**Company Securities**"), except as set forth in Section 8 below, or engage, directly or indirectly, in any other action to disclose to others ("**tip**ping") or benefit from or take advantage of that information (for example, recommending transactions in Company Securities). This Policy also applies to material nonpublic information relating to any other company, including the Company's customers, suppliers, counter parties or other business relations, obtained in the course of the Covered Person's employment by, service to or other relationship with the Company.

Additional restrictions on buying, selling or engaging in other transactions in Company Securities apply to directors, executive officers and Section 16 Officers (as defined below) of the Company, as described in Section 9 below.

6. Definitions and Explanations

A. *When Information is "Material"*

In order to determine whether information is material, it must be evaluated in the context of all facts and circumstances at play at the time. Information is considered "material" if:

- a reasonable investor would consider the information important in making a decision to buy, sell or hold Company Securities;
- release of the information could produce a qualitative change to the package of information disclosed to the public by the Company; or
- public disclosure of the information would be likely to have a significant effect on the market price of Company Securities.

Material information can be positive or negative and can relate to virtually any aspect of the Company's business. Information that is or may be material includes (but is not limited to) the following, depending upon all facts and circumstances at the time of assessment:

- unpublished financial or operating results, positive or negative;
- projections or changes in projections of financial or operating results, upwards or downwards;
- a pending or proposed corporate transaction involving the Company, such as merger, acquisition or disposition;
- a pending or proposed public offering or private placement of securities of the Company or other financing for the Company outside of the ordinary course of business;
- a pending or proposed repurchase or redemption of Company Securities;
- the potential default of a significant tenant;
- changes in senior management;
- execution of a business contract that is important to the Company financially, strategically or otherwise;
- significant regulatory approvals or challenges;
- pending or threatened litigation of potential material significance to the Company, or settlement or other resolution of ongoing material litigation;
- a change in the Company's independent registered public accounting firm;
- the need to restate financial statements;
- impending bankruptcy or liquidity problems; and
- other events or developments that the Company is required to disclose in a Form 8-K to be filed with the Securities and Exchange Commission ("*SEC*").

B. When Information is "Nonpublic"

Information is "nonpublic" if it has not been disclosed to the public. In order for information to be considered public, it must be widely disseminated; for example, through:

- newswire releases;
- widely available broadcasts on television and radio;
- publication in widely available newspapers or news websites; or
- disclosure in the Company's periodic reports filed with the SEC.

Publication on the Company's website can also contribute to wide dissemination of information (and may itself constitute wide dissemination depending upon the extent to which the Company has established its website as a vehicle for timely release of important Company information in accordance with SEC guidance).

After a wide dissemination of material information, a reasonable period of time must elapse for the investing public to process the information. As a rule of thumb, two full trading days following wide dissemination is regarded as a reasonable waiting period before such information is deemed to be "public" and no longer "nonpublic" for purposes of this Policy. The Compliance Officer may determine that a different waiting period is appropriate with respect to particular Company disclosures based upon prevailing facts and circumstances. For the avoidance of doubt, Covered Persons should consult the

Compliance Officer when contemplating transactions in Company Securities shortly after public disclosures by the Company.

C. Be Mindful of How a Transaction May be Viewed in Hindsight

If a particular transaction (or group of transactions) is challenged by enforcement authorities, it will be viewed with the benefit of hindsight. As a result, before engaging in any transaction, a Covered Person should give careful thought to whether any facts and circumstances exist that could raise suspicions about the propriety of the proposed transaction after the fact; for example, as to whether information that the Covered Person has become aware of may be construed as "material" and "nonpublic." Again, in the event of any doubt, Covered Persons should consult the Compliance Officer when contemplating transactions in Company Securities.

7. Guidelines

D. Non-disclosure of Material Nonpublic Information

Material nonpublic information must not be disclosed to anyone unless it has first been widely disseminated to the public as described above, except to other Company personnel who have a need to know the information and are bound by a confidentiality obligation to the Company and covered by this Policy, or third party agents of the Company (such as accountants, investment bankers or outside legal counsel) whose positions require them to have access to such information, but who are bound by a professional obligation to protect its confidentiality.

E. Prohibited Trading in Company Securities

No person may place a purchase or sell order or recommend that another person place a purchase or sell order in Company Securities when he or she is aware of material nonpublic information concerning the Company that has not been disclosed to the public. As noted above, for purposes of the prohibition expressed in this Policy, "Company Securities" should be construed broadly, and the terms "purchase" or "sell" should also be interpreted broadly to include transactions involving Company Securities such as elections or changes in elections under Company Securities purchase plans, loans, pledges, gifts, charitable donations and other contributions of Company Securities.

F. "Tipping" Information to Others

Covered Persons may be liable for communicating or tipping material nonpublic information to any third party ("*tippee*"). Further, insider trading violations are not limited to trading or tipping by Covered Persons. Persons other than Covered Persons also can be liable for insider trading, including tippees who trade on material nonpublic information tipped to them and individuals who trade on material nonpublic information which has been misappropriated.

Tippees inherit a Covered Person's duties under this Policy and applicable insider trading laws and may be held liable for trading on material nonpublic information illegally tipped to them by a Covered Person. Similarly, just as Covered Persons are liable for the insider trading of their tippees, so are tippees who communicate the information to others who trade. In other words, a tippee's liability for insider trading is no different from that of a Covered Person. Tippees can obtain material nonpublic information in deliberate ways, such as the direct receipt of a tip, or in less deliberate or obvious ways, such as conversing at social, business or other gatherings.

G. Prohibitions Involving Securities of Other Companies

As described in paragraphs A, B and C above, no Covered Person may disclose material nonpublic information, engage in prohibited trading or "tip" information to others to the extent the Covered Person becomes aware of material nonpublic information about another company in the course of his or her business activities on behalf of the Company. No Covered Person may buy or sell securities of another company at any time when the Covered Person has material nonpublic information about that company or has material nonpublic information that could affect the share price of that company.

H. Blackout Periods/Trading Windows

Covered Persons are prohibited from trading in Company Securities during the following blackout periods: (a) the Company's regularly scheduled quarterly blackout period commencing at the close of the market on the tenth business day prior to the end of each fiscal quarter and ending two business days after the Company's "earnings release" is issued to the public relating to the Company's financial information for the concluded fiscal quarter and (b) special blackout periods instituted by the Compliance Officer on a discretionary basis, upon notice to Covered Persons, when news of pending material events or other material nonpublic information regarding the Company that is anticipated to be disclosed has not yet been publicly disclosed. Subject to pre-clearance as provided in Section 9.B, below, Covered Persons are generally permitted to trade when no blackout period is in effect; provided, however, that even during an open trading window, a Covered Person who is aware of material nonpublic information may not trade in Company Securities until the information has been made publicly available as described above, or is no longer material.

I. No Hedging of Company Securities

The Company believes that purchases of hedging instruments that protect against downward changes in Company's stock price can result in the purchaser no longer having the same objectives as the Company's other stockholders because he or she is no longer subject to the full risks of stock ownership. Accordingly, no employee of the Company or member of the Company's Board of Directors may engage in any hedging transaction. Prohibited hedging transactions include, but are not limited to, collars, forward sale contracts, trading in publicly-traded options, puts, calls or other derivative instruments related to Company stock or debt.

J. No Margin Accounts, Pledging or Short Sales of Company Securities

No employee of the Company or member of the Company's Board of Directors may hold Company Securities in a margin account, pledge Company Securities as collateral for a loan or "short" sell Company Securities. The Board of Directors may, in its sole discretion and in limited circumstances, grant an exception to this prohibition; provided, however, that Section 16 Officers and directors of the Company are prohibited from short-selling under Section 16(c) of the Securities Exchange Act of 1934, as amended (the "***Exchange Act***").

8. Exceptions

K. No Sale/No Purchase Transactions

This Policy does not restrict purchases and sales of mutual funds or exchange-traded funds that invest in Company Securities in addition to securities of other companies.

L. Transactions under Company Equity Plans

This Policy does not restrict a Covered Person's exercise of a stock option granted under a Company equity plan for cash, but does apply to any sale of Company Securities received upon exercise of an

option in the open market, regardless of whether the sale is to pay the exercise price or for tax withholding. Similarly, this Policy does not restrict a Covered Person's surrender of Company Securities to the Company or the retention and withholding from delivery to the Covered Person of shares by the Company (i.e., a so-called "net settlement") upon vesting of restricted stock in satisfaction of tax withholding obligations in a manner permitted by the applicable equity award agreement or the Company equity plan pursuant to which the restricted stock was granted.

9. Additional Provisions Applicable to Special Insiders

M. *Special Insiders*

This Section 9 sets forth additional provisions applicable to the following individuals associated with the Company (referring to the publicly-traded entity, not its subsidiaries) ("**Special Insiders**"):

- each member of the Board of Directors of the Company;
- each "executive officer" of the Company, as described in Rule 3b-7 under the Exchange Act;
- each individual designated as an "officer" of the Company for purposes of Section 16 under the Exchange Act (a "**Section 16 Officer**"); and
- each other individual designated as a Special Insider by the Compliance Officer from time to time.

N. *Pre-Clearance*

Special Insiders (including members of their respective households (family members or otherwise)) must obtain prior clearance from the Compliance Officer before buying, selling or engaging in any transaction in Company Securities (except as described in Section 9.D below), including any exercise of stock options. The Compliance Officer will evaluate each proposed transaction to determine if it raises insider trading concerns or other concerns under the federal or state securities laws and regulations. Any advice will relate solely to legal considerations and not the merits of the investment decision. Clearance of a transaction will be valid only for a 48-hour period. If the transaction order is not placed within that 48-hour period, the Special Insider must again obtain prior clearance of the transaction from the Compliance Officer.

O. *Trading Windows for Section 16 Officers*

Notwithstanding Section 7.E. of this Policy, Section 16 Officers (including members of their respective households (family members or otherwise)) may only trade during the following trading windows: (a) during the first quarter of each fiscal year, the Company's regularly scheduled open trading window; and (b) during each of the second, third and fourth quarters of each fiscal year, the first ten (10) trading days of the Company's regularly scheduled open trading window (in such quarters, Section 16 Officers will no longer be permitted to trade in Company Securities beginning at 4pm Eastern Time on the tenth (10th) trading day of an open trading window). Subject to pre-clearance as provided in Section 9.B, above, Section 16 Officers are generally permitted to trade during the windows discussed above; provided, however, that even during an open trading window, a Section 16 Officer who is aware of material nonpublic information may not trade in Company Securities until the information has been made publicly available as described above, or is no longer material. Additional Covered Persons may be subject to this section upon the determination of the Compliance Officer.

P. Short-Swing Trading

Special Insiders who purchase Company Securities may not sell any Company Securities of the same class for at least six months after the purchase. Note that in addition to this Policy, under Section 16(b) of the Exchange Act, any "short-swing profits" realized by a Section 16 Officer or director of the Company from a "matching" purchase and sale or "matching" sale and purchase of Company Securities occurring within a six-month period would be subject to disgorgement to the Company. This section does not apply to compensatory equity awards granted by the Company to its officers and directors.

Q. Rule 10b5-1 Plans

A Special Insider's trades may be exempt from this Policy if made under a properly pre-established and maintained written trading plan, known as a "***Rule 10b5-1 plan***." If the Rule 10b5-1 plan meets all of the requirements for such a plan, and the purchases or sales of Company Securities are actually made in accordance with the terms and conditions of the plan, the trades will not be deemed to have been made "on the basis of" material nonpublic information, even if the Special Insider who established the plan is actually aware of material nonpublic information at the time of execution of the transactions provided for by the plan.

A properly designed Rule 10b5-1 plan must meet the following requirements:

- The plan was established when the Special Insider was unaware of material nonpublic information concerning the Company and not during a blackout period;
- The plan specifies the number (or dollar value) of Company Securities to be purchased or sold, the price (which may be a fixed price, market price or minimum/maximum price) at which the Company Securities are to be traded, and the date of the trade, or provides a written formula or algorithm for determining the timing, amount and price of the trade (or the plan provides a third party such as a designated broker the exclusive right to determine the timing, amount and price of the trade);
- The plan does not permit the Special Insider to exercise any subsequent influence over how, when, or whether to effect purchases or sales; provided, however, that if a third party (such as a broker) is designated under the terms of the plan to determine the timing, amount and price of trades, the third party must not have been aware of the material nonpublic information about the Company or Company Securities when it makes its trading decisions; and
- The plan must be entered into in good faith and not as part of a scheme to evade insider trading prohibitions.

Any new Rule 10b5-1 plan, or amendment or termination of an existing Rule 10b5-1 plan, must be reviewed and approved by the Compliance Officer; provided, however, that trades occurring under an approved Rule 10b5-1 plan do not require pre-clearance.

BROADSTONE NET LEASE, INC.

Insider Trading Policy Certification

I have received a copy of and read the Insider Trading Policy of Broadstone Net Lease, Inc. and its subsidiaries (the "*Company*"). I understand and agree to comply with the policies and procedures set forth in the Insider Trading Policy.

I understand and agree that my failure to comply with the Insider Trading Policy in all respects may constitute a basis for the termination for cause of my employment by or other service relationship with the Company, or other appropriate disciplinary action.

Signature: _____

Name: _____

Date: _____

Subsidiary	State of Incorporation or Formation
99 Garnsey Road Associates II, LLC	NY
AGNL Avionics Abbotsford Nominee ULC	Canada
BNL PW, LLC	NY
BNL TB, LLC	NY
Brick Holdings I, Inc.	DE
Brick Holdings II, Inc.	DE
Broadstone AAP East, LLC	NY
Broadstone AAP Portfolio, LLC	NY
Broadstone ABCS Oklahoma, LLC	NY
Broadstone AC Wisconsin, LLC	NY
Broadstone ACW Wisconsin, LLC	NY
Broadstone ADB Ohio, LLC	NY
Broadstone ADTB Rochester, LLC	DE
Broadstone AHF Portfolio, LLC	NY
Broadstone ALH Texas, LLC	NY
Broadstone AMG Illinois, LLC	NY
Broadstone APLB BrunsWick, LLC	NY
Broadstone APLB Jacksonville, LLC	NY
Broadstone APLB Minnesota, LLC	NY
Broadstone APLB Utah LLC	NY
Broadstone APLB Wisconsin, LLC	NY
Broadstone APM Florida, LLC	NY
Broadstone AQG Indiana, LLC	NY
Broadstone AS Portfolio, LLC	NY
Broadstone ASH Arkansas, LLC	NY
Broadstone ATI Massachusetts, LLC	DE
Broadstone August Family Upreit OH PA, LLC	NY
Broadstone AVF Illinois, LLC	NY
Broadstone AVF Michigan, LLC	NY
Broadstone BB Portfolio, LLC	NY
Broadstone BCI Iowa, LLC	NY
Broadstone BCI PA, LLC	NY
Broadstone BEC Texas, LLC	NY
Broadstone BEF Portfolio, LLC	NY
Broadstone BER East, LLC	NY
Broadstone BFC Maryland LLC	NY
Broadstone BH Alabama, LLC	NY
Broadstone BI South, LLC	NY
Broadstone BJWC Massachusetts, LLC	NY
Broadstone BK Emporia, LLC	NY
Broadstone BNR Arizona, LLC	NY
Broadstone BP Kansas, LLC	NY
Broadstone BPC Ohio, LLC	NY
Broadstone BPC Pittsburgh, LLC	NY
Broadstone BPS Montana, LLC	NY
Broadstone BT South, LLC	NY
Broadstone BW Appalachia, LLC	NY
Broadstone BW Arkansas, LLC	NY

Broadstone BW Wings South, LLC	NY
Broadstone CA Canada, LLC	DE
Broadstone CA Holdings, LLC	DE
Broadstone Cable, LLC	NY
Broadstone Camping Texas, LLC	NY
Broadstone CC Austin, LLC	NY
Broadstone CC New Orleans, LLC	NY
Broadstone CC Portfolio, LLC	NY
Broadstone CCP Virginia, LLC	NY
Broadstone CF Georgia, LLC	NY
Broadstone CG Georgia, LLC	NY
Broadstone CG Indiana, LLC	NY
Broadstone CHR Illinois, LLC	NY
Broadstone CI West, LLC	NY
Broadstone CLE Illinois, LLC	NY
Broadstone CM Florida, LLC	NY
Broadstone CMH Illinois, LLC	NY
Broadstone CMM Colorado, LLC	NY
Broadstone CPN North Carolina, LLC	NY
Broadstone CPS Ohio, LLC	NY
Broadstone CQ Illinois, LLC	NY
Broadstone CSB Minnesota, LLC	NY
Broadstone Cvp Virginia, LLC	NY
Broadstone CW Nevada, LLC	NY
Broadstone CWP Michigan, LLC	NY
Broadstone DF Georgia, LLC	NY
Broadstone DG Northeast, LLC	NY
Broadstone DG South, LLC	NY
Broadstone DG West, LLC	NY
Broadstone DHCP VA AL, LLC	NY
Broadstone DI Portfolio, LLC	NY
Broadstone DMC Wisconsin, LLC	NY
Broadstone DQ Virginia, LLC	NY
Broadstone EA Ohio, LLC	NY
Broadstone Ea Pennsylvania, LLC	NY
Broadstone EC Portfolio, LLC	NY
Broadstone EH Illinois, LLC	NY
Broadstone EHA Florida, LLC	NY
Broadstone Employee Sub, LLC	NY
Broadstone EO Birmingham I, LLC	NY
Broadstone EO Birmingham II, LLC	NY
Broadstone EO North Carolina, LLC	NY
Broadstone ETI Portfolio, LLC	NY
Broadstone Evh Vermont, LLC	NY
Broadstone EWD Illinois, LLC	NY
Broadstone FC Portage, LLC	NY
Broadstone FD Portfolio I, LLC	NY
Broadstone FD Portfolio II, LLC	NY
Broadstone FD West Columbia, LLC	NY
Broadstone FDDT, LLC	NY

Broadstone FDT Wisconsin, LLC	NY
Broadstone FHS Texas, LLC	NY
Broadstone Filter, LLC	NY
Broadstone FIT Florida, LLC	NY
Broadstone FKC Louisiana, LLC	NY
Broadstone FKC Minnesota, LLC	NY
Broadstone FMAS Mississippi, LLC	NY
Broadstone FR Portfolio, LLC	NY
Broadstone FSLY Maryland, LLC	NY
Broadstone GCSC Florida, LLC	NY
Broadstone GDMS Massachusetts, LLC	NY
Broadstone GHS South Carolina, LLC	NY
Broadstone GLG Missouri, LLC	NY
Broadstone HBC Arizona, LLC	NY
Broadstone HC California, LLC	NY
Broadstone HFO Michigan, LLC	NY
Broadstone HHH Texas, LLC	NY
Broadstone HHP Pennsylvania, LLC	NY
Broadstone HI Illinois, LLC	NY
Broadstone HLC Midwest, LLC	NY
Broadstone HLM Ohio, LLC	NY
Broadstone HMC Washington, LLC	NY
Broadstone Home Nc, LLC	NY
Broadstone Home Texas, LLC	NY
Broadstone ICW Portfolio, LLC	NY
Broadstone IKGTX, LLC	NY
Broadstone IPI Illinois, LLC	NY
Broadstone IS Houston, LLC	NY
Broadstone IT Portfolio, LLC	NY
Broadstone ITI Pennsylvania, LLC	NY
Broadstone IUH Indiana, LLC	NY
Broadstone IVRO CA, LLC	NY
Broadstone JAX Portfolio, LLC	NY
Broadstone JBL California, LLC	NY
Broadstone JFR Portfolio, LLC	NY
Broadstone JI Portfolio, LLC	NY
Broadstone JLC Missouri, LLC	NY
Broadstone JRA Michigan, LLC	NY
Broadstone JTR Portfolio, LLC	NY
Broadstone KBC Portfolio, LLC	NY
Broadstone KFC Chicago, LLC	NY
Broadstone Kinston, LLC	NY
Broadstone KKD Portfolio, LLC	NY
Broadstone Kkmc Portfolio, LLC	NY
Broadstone KNG Oklahoma, LLC	NY
Broadstone Kp Alabama, LLC	NY
Broadstone LCA Tampa, LLC	NY
Broadstone LE Portfolio, LLC	NY
Broadstone LGC Northeast, LLC	NY
Broadstone Liverpool Portfolio, LLC	NY

Broadstone LW PA, LLC	NY
Broadstone Manatee FI, LLC	NY
Broadstone MB Louisiana, LLC	NY
Broadstone MCW Wisconsin, LLC	NY
Broadstone MD Oklahoma, LLC	NY
Broadstone Med Florida, LLC	NY
Broadstone MFAC Ohio, LLC	NY
Broadstone MFEC Florida, LLC	NY
Broadstone MGK Minnesota, LLC	NY
Broadstone MHH Michigan, LLC	NY
Broadstone Mid America Indiana, LLC	NY
Broadstone MNB Nebraska, LLC	NY
Broadstone Mountain Burlington Limited Partnership	Canada - BC
Broadstone Mountain Calgary Limited Partnership	Canada - BC
Broadstone Mountain GP Ltd.	Canada - BC
Broadstone Mountain North York Limited Partnership	Canada - BC
Broadstone Mountain Ottawa Limited Partnership	Canada - BC
Broadstone Mountain Portfolio Ltd.	Canada - BC
Broadstone Mountain Vancouver Limited Partnership	Canada - BC
Broadstone Mountain Winnipeg Limited Partnership	Canada - BC
Broadstone MPC ND, LLC	NY
Broadstone MPH Michigan, LLC	NY
Broadstone MS Minnesota, LLC	NY
Broadstone MS Texas, LLC	NY
Broadstone MSC Florida, LLC	NY
Broadstone MV Portfolio, LLC	NY
Broadstone MW Texas, LLC	NY
Broadstone Ned Portfolio, LLC	NY
Broadstone Net Lease Acquisitions, LLC	NY
Broadstone Net Lease Trs, LLC	NY
Broadstone Net Lease, Inc.	MD
Broadstone Net Lease, LLC	NY
Broadstone NF Minnesota, LLC	NY
Broadstone NI North Carolina, LLC	NY
Broadstone NIC Pennsylvania, LLC	NY
Broadstone NRS Michigan, LLC	NY
Broadstone NSC Texas, LLC	NY
Broadstone NVLX Portfolio, LLC	NY
Broadstone Octa Indiana, LLC	NY
Broadstone OLL New York, LLC	NY
Broadstone OP Ohio, LLC	NY
Broadstone PA Texas, LLC	NY
Broadstone PC Michigan, LLC	NY
Broadstone PCI Wisconsin, LLC	NY
Broadstone Pearl Portfolio III, LLC	NY
Broadstone Pearl, LLC	NY
Broadstone PFS New Jersey, LLC	DE
Broadstone PHS Washington, LLC	NY
Broadstone PIC Illinois, LLC	NY
Broadstone PIH CA, LLC	NY

Broadstone Plumbing TX, LLC	NY
Broadstone PMI Portfolio, LLC	NY
Broadstone PP Arkansas, LLC	NY
Broadstone PRGS Portfolio, LLC	NY
Broadstone PSM Michigan, LLC	NY
Broadstone PV California, LLC	NY
Broadstone PVC MA, LLC	NY
Broadstone QC Texas, LLC	NY
Broadstone RA California, LLC	NY
Broadstone RBC Portfolio, LLC	NY
Broadstone RC MN, LLC	NY
Broadstone RCS Texas, LLC	NY
Broadstone Renal Tennessee, LLC	NY
Broadstone REV New Jersey, LLC	NY
Broadstone RHI Virginia, LLC	NY
Broadstone RL Portfolio, LLC	NY
Broadstone RM Missouri, LLC	NY
Broadstone Roller, LLC	NY
Broadstone RTC Portfolio, LLC	NY
Broadstone Sb Oklahoma, LLC	NY
Broadstone SC Elgin, LLC	NY
Broadstone SC Illinois, LLC	NY
Broadstone SCV Arizona, LLC	NY
Broadstone SEC North Carolina, LLC	NY
Broadstone SF Minnesota, LLC	NY
Broadstone SLH Minnesota, LLC	NY
Broadstone SN Colorado, LLC	NY
Broadstone SNC OK TX, LLC	NY
Broadstone SNI East, LLC	NY
Broadstone SNI Greenwich, LLC	NY
Broadstone SOE Raleigh, LLC	NY
Broadstone SP Wisconsin, LLC	NY
Broadstone Sports Portfolio, LLC	NY
Broadstone SPS Utah, LLC	NY
Broadstone SSH California, LLC	NY
Broadstone ST Texas, LLC	NY
Broadstone STI Minnesota, LLC	NY
Broadstone STS California, LLC	NY
Broadstone SW Mississippi, LLC	NY
Broadstone TA Tennessee, LLC	NY
Broadstone TB Augusta Pensacola, LLC	NY
Broadstone TB Jacksonville, LLC	NY
Broadstone TB Northwest, LLC	NY
Broadstone TB Ozarks, LLC	NY
Broadstone TB Southeast, LLC	NY
Broadstone TB TN, LLC	DE
Broadstone TF Oklahoma, LLC	NY
Broadstone TH North Dakota, LLC	NY
Broadstone TPR Texas, LLC	NY
Broadstone TR Florida, LLC	NY

Broadstone TRH Texas, LLC	NY
Broadstone TRP Indiana, LLC	NY
Broadstone TRS Arizona, LLC	NY
Broadstone TRS East, LLC	NY
Broadstone TRS Kentucky, LLC	NY
Broadstone TRS Mississippi, LLC	NY
Broadstone TRS New Mexico, LLC	NY
Broadstone TRS Orangeburg, LLC	NY
Broadstone TRS Portfolio 2, LLC	NY
Broadstone TRS Portfolio, LLC	NY
Broadstone TRS Texas, LLC	NY
Broadstone TSC Tennessee, LLC	NY
Broadstone Tsc Texas, LLC	NY
Broadstone USMM Michigan, LLC	NY
Broadstone USPO Portfolio, LLC	NY
Broadstone UW Kentucky, LLC	NY
Broadstone Vah Illinois, LLC	NY
Broadstone VW Tennessee, LLC	NY
Broadstone WFM Sterling, LLC	DE
Broadstone WG Southeast, LLC	NY
Broadstone WGR Wisconsin, LLC	NY
Broadstone WH Texas, LLC	NY
Broadstone WI Alabama, LLC	NY
Broadstone WI Appalachia, LLC	NY
Broadstone WI East, LLC	NY
Broadstone WI Great Plains, LLC	NY
Broadstone WI MT ND, LLC	NY
Broadstone WRK California, LLC	NY
Broadstone WS Iowa, LLC	NY
Broadstone Xela Texas, LLC	NY
Broadstone ZCW Portfolio, LLC	NY
Cf Alpha & Golf Ks Propco LLC	DE
Cf Alpha & Golf Ma Propco LLC	DE
Eire Rochester Florida II L.L.C.	FL
GRC Durham, LLC	DE
GRC LI TX, LLC	DE
Hickory Drive Holdings, LLC	DE
NWR Realty LLC	WA
TB Tampa Real Estate, LLC	NY
Unity Ridgeway, LLC	NY

CONSENT OF INDEPENDENT REGISTERED PUBLIC ACCOUNTING FIRM

We consent to the incorporation by reference in Registration Statement No. 333-248946 on Form S-8 and Registration Statement Nos. 333-279115 and 333-279117 on Form S-3 of our reports dated February 20, 2025, relating to the financial statements of Broadstone Net Lease, Inc. and the effectiveness of Broadstone Net Lease, Inc.'s internal control over financial reporting appearing in this Annual Report on Form 10-K for the year ended December 31, 2024.

/s/ Deloitte & Touche LLP

Rochester, New York
February 20, 2025

**CERTIFICATION OF CHIEF EXECUTIVE OFFICER
PURSUANT TO SECTION 302 OF THE SARBANES-OXLEY ACT OF 2002
(Rule 13a-14(a)/15d-14(a) Certification)**

I, John D. Moragne, certify that:

1. I have reviewed this Annual Report on Form 10-K of Broadstone Net Lease, Inc. for the year ended December 31, 2024;
2. Based on my knowledge, this report does not contain any untrue statement of a material fact or omit to state a material fact necessary to make the statements made, in light of the circumstances under which such statements were made, not misleading with respect to the period covered by this report;
3. Based on my knowledge, the financial statements, and other financial information included in this report, fairly present in all material respects the financial condition, results of operations and cash flows of the registrant as of, and for, the periods presented in this report;
4. The registrant's other certifying officer and I are responsible for establishing and maintaining disclosure controls and procedures (as defined in Exchange Act Rules 13a-15(e) and 15d-15(e)) and internal control over financial reporting (as defined in Exchange Act Rules 13a-15(f) and 15d-15(f)) for the registrant and have:
 - (a) Designed such disclosure controls and procedures, or caused such disclosure controls and procedures to be designed under our supervision, to ensure that material information relating to the registrant, including its consolidated subsidiaries, is made known to us by others within those entities, particularly during the period in which this report is being prepared;
 - (b) Designed such internal control over financial reporting, or caused such internal control over financial reporting to be designed under our supervision, to provide reasonable assurance regarding the reliability of financial reporting and the preparation of financial statements for external purposes in accordance with generally accepted accounting principles;
 - (c) Evaluated the effectiveness of the registrant's disclosure controls and procedures and presented in this report our conclusions about the effectiveness of the disclosure controls and procedures, as of the end of the period covered by this report based on such evaluation; and
 - (d) Disclosed in this report any change in the registrant's internal control over financial reporting that occurred during the registrant's most recent fiscal quarter (the registrant's fourth fiscal quarter in the case of an annual report) that has materially affected, or is reasonably likely to materially affect, the registrant's internal control over financial reporting; and
5. The registrant's other certifying officer and I have disclosed, based on our most recent evaluation of internal control over financial reporting, to the registrant's auditors and the audit committee of the registrant's board of directors (or persons performing the equivalent functions):
 - (a) All significant deficiencies and material weaknesses in the design or operation of internal control over financial reporting which are reasonably likely to adversely affect the registrant's ability to record, process, summarize and report financial information; and
 - (b) Any fraud, whether or not material, that involves management or other employees who have a significant role in the registrant's internal control over financial reporting.

Date: February 20, 2025

/s/ John D. Moragne

John D. Moragne
Chief Executive Officer
(Principal Executive Officer)

**CERTIFICATION OF CHIEF FINANCIAL OFFICER
PURSUANT TO SECTION 302 OF THE SARBANES-OXLEY ACT OF 2002
(Rule 13a-14(a)/15d-14(a) Certification)**

I, Kevin M. Fennell, certify that:

1. I have reviewed this Annual Report on Form 10-K of Broadstone Net Lease, Inc. for the year ended December 31, 2024;
2. Based on my knowledge, this report does not contain any untrue statement of a material fact or omit to state a material fact necessary to make the statements made, in light of the circumstances under which such statements were made, not misleading with respect to the period covered by this report;
3. Based on my knowledge, the financial statements, and other financial information included in this report, fairly present in all material respects the financial condition, results of operations and cash flows of the registrant as of, and for, the periods presented in this report;
4. The registrant's other certifying officer and I are responsible for establishing and maintaining disclosure controls and procedures (as defined in Exchange Act Rules 13a-15(e) and 15d-15(e)) and internal control over financial reporting (as defined in Exchange Act Rules 13a-15(f) and 15d-15(f)) for the registrant and have:
 - (a) Designed such disclosure controls and procedures, or caused such disclosure controls and procedures to be designed under our supervision, to ensure that material information relating to the registrant, including its consolidated subsidiaries, is made known to us by others within those entities, particularly during the period in which this report is being prepared;
 - (b) Designed such internal control over financial reporting, or caused such internal control over financial reporting to be designed under our supervision, to provide reasonable assurance regarding the reliability of financial reporting and the preparation of financial statements for external purposes in accordance with generally accepted accounting principles;
 - (c) Evaluated the effectiveness of the registrant's disclosure controls and procedures and presented in this report our conclusions about the effectiveness of the disclosure controls and procedures, as of the end of the period covered by this report based on such evaluation; and
 - (d) Disclosed in this report any change in the registrant's internal control over financial reporting that occurred during the registrant's most recent fiscal quarter (the registrant's fourth fiscal quarter in the case of an annual report) that has materially affected, or is reasonably likely to materially affect, the registrant's internal control over financial reporting; and
5. The registrant's other certifying officer and I have disclosed, based on our most recent evaluation of internal control over financial reporting, to the registrant's auditors and the audit committee of the registrant's board of directors (or persons performing the equivalent functions):
 - (a) All significant deficiencies and material weaknesses in the design or operation of internal control over financial reporting which are reasonably likely to adversely affect the registrant's ability to record, process, summarize and report financial information; and
 - (b) Any fraud, whether or not material, that involves management or other employees who have a significant role in the registrant's internal control over financial reporting.

Date: February 20, 2025

/s/ Kevin M. Fennell

Kevin M. Fennell

Executive Vice President, Chief Financial Officer and Treasurer
(Principal Financial Officer)

**CERTIFICATION OF CHIEF EXECUTIVE OFFICER
PURSUANT TO SECTION 906 OF THE SARBANES-OXLEY ACT OF 2002
(Section 1350 Certification)**

In connection with the Annual Report on Form 10-K of Broadstone Net Lease, Inc. (the “Company”) for the year ended December 31, 2024 (the “Annual Report”), and pursuant to 18 U.S.C. Section 1350, as adopted pursuant to Section 906 of the Sarbanes-Oxley Act of 2002, the undersigned, John D. Moragne, Chief Executive Officer of the Company, certifies, to the best of his knowledge, that:

1. The Annual Report fully complies with the requirements of Section 13(a) or 15(d) of the Securities Exchange Act of 1934, as amended (the “Exchange Act”); and
2. The information contained in the Annual Report fairly presents, in all material respects, the financial condition and results of operations of the Company.

Date: February 20, 2025

/s/ John D. Moragne

John D. Moragne

Chief Executive Officer

(Principal Executive Officer)

The foregoing certification is being furnished solely to accompany the Annual Report pursuant to 18 U.S.C. Section 1350, and is not being filed for purposes of Section 18 of the Exchange Act, and is not to be incorporated by reference into any filing of the Company, whether made before or after the date hereof, regardless of any general incorporation language in such filing.

**CERTIFICATION OF CHIEF FINANCIAL OFFICER
PURSUANT TO SECTION 906 OF THE SARBANES-OXLEY ACT OF 2002
(Section 1350 Certification)**

In connection with the Annual Report on Form 10-K of Broadstone Net Lease, Inc. (the “Company”) for the year ended December 31, 2024 (the “Annual Report”), and pursuant to 18 U.S.C. Section 1350, as adopted pursuant to Section 906 of the Sarbanes-Oxley Act of 2002, the undersigned, Kevin M Fennell, Executive Vice President and Chief Financial Officer of the Company, certifies, to the best of his knowledge, that:

1. The Annual Report fully complies with the requirements of Section 13(a) or 15(d) of the Securities Exchange Act of 1934, as amended (the “Exchange Act”); and
2. The information contained in the Annual Report fairly presents, in all material respects, the financial condition and results of operations of the Company.

Date: February 20, 2025

/s/ Kevin M. Fennell

Kevin M. Fennell

Executive Vice President, Chief Financial Officer and Treasurer
(Principal Financial Officer)

The foregoing certification is being furnished solely to accompany the Annual Report pursuant to 18 U.S.C. Section 1350, and is not being filed for purposes of Section 18 of the Exchange Act, and is not to be incorporated by reference into any filing of the Company, whether made before or after the date hereof, regardless of any general incorporation language in such filing.
